

EUROPEAN COURT OF HUMAN RIGHTS
COUR EUROPÉENNE DES DROITS DE L'HOMME

Analysis of statistics 2021

January 2022

Table of Contents

Overview of the Court’s statistics in 2020.....	4
A. New applications.....	4
B. Applications disposed of judicially and pending applications.....	4
C. Processing of applications.....	4
1. Pre-allocation	4
2. Inadmissibility or strike-out decisions.....	4
3. Communicated applications.....	4
4. Judgments	5
5. Requests for interim measures (Rule 39 of the Rules of Court)	5
D. Priority policy	5
E. Conclusion	5
General information	6
Number of applications allocated to a judicial formation	7
Processing of applications	9
Country-specific information.....	15
Albania.....	15
Andorra.....	16
Armenia	17
Austria	18
Azerbaijan.....	19
Belgium.....	20
Bosnia and Herzegovina	21
Bulgaria.....	22
Croatia	23
Cyprus.....	24
Czech Republic.....	25
Denmark.....	26
Estonia	27
Finland	28
France	29
Georgia	30
Germany.....	31
Greece	32
Hungary	33
Iceland	34
Ireland	35
Italy.....	36
Latvia	37
Liechtenstein	38
Lithuania.....	39

Luxembourg.....	40
Malta	41
Republic of Moldova	42
Monaco.....	43
Montenegro	44
Netherlands	45
North Macedonia	46
Norway	47
Poland.....	48
Portugal	49
Romania.....	50
Russian Federation	51
San Marino	52
Serbia.....	53
Slovakia.....	54
Slovenia	55
Spain	56
Sweden	57
Switzerland	58
Turkey.....	59
Ukraine	60
United Kingdom.....	61

Overview of the Court's statistics in 2021

The Court's statistics for 2021 disclose an increase in the number of incoming applications allocated to a judicial formation. This can be explained principally by an increase in the number of allocated applications coming from Poland, Russia, Turkey and Greece.

A. New applications

In 2021, 44,250 applications were allocated to a judicial formation, an overall increase of 6% compared with 2020 (41,700). 27,100 of these were identified as single-judge cases likely to be declared inadmissible (an increase of 1% in relation to 2020). As in previous years, single-judge applications continue to be processed as soon as they are identified as qualifying for such a procedure. In addition, 17,150 applications were identified as probable Chamber or Committee cases (an increase of 15% compared to 2020).

B. Applications disposed of judicially and pending applications

36,092 applications were disposed of judicially, a decrease of 8% in relation to 2020 (39,190). The number of cases allocated exceeded the number disposed of by slightly more than 8,150. As a result, the stock of allocated applications pending before the Court increased over the year, from 62,000 to 70,150.

C. Processing of applications

1. Pre-allocation

As at 31 December 2021, the number of applications pending at the pre-judicial stage stood at 8,700, an increase of 7% as compared with the same date of the previous year (8,100). The number of applications disposed of administratively in 2021 was 16,400, an increase of 16%¹. 67% of these files were disposed of for failure to comply with the requirements of Rule 47 of the Rules of Court (contents of an individual application).

2. Inadmissibility or strike-out decisions

In 2021, 32,961 applications were declared inadmissible or struck out of the list of cases by a single judge, a Committee or a Chamber, a 12% decrease compared with 2020 (37,289).

The single-judge formation decided 27,966 applications in 2021, 10% less than in 2020 (31,069). The percentage of applications allocated to a single judge this year is the lowest since 2010 (61% of the total number of applications allocated).

In 2021, 2,644 applications were struck out by a Chamber or a Committee, in a decision following a friendly settlement or a unilateral declaration, an increase of 49% (1,778 in 2020). Friendly settlements (2,174) increased by 58% (1,375 in 2020) and unilateral declarations by 17% (470 as against 403 in 2020). In addition, 2,351 applications were declared inadmissible by a Chamber or a Committee or struck out by those formations on other grounds.

3. Communicated applications

In 2021, 10,630 applications were communicated (an increase of 38% compared with 2020, when 7,683 applications were communicated).

¹ These figures do not include the 18,000 files against France referred to in *Zambrano v. France* (dec.), no. 41994/21, 21 September 2021.

4. Judgments

Judgments were delivered in respect of 3,131 applications (compared with 1,901 in 2020, an increase of 65%). A large proportion of these applications were joined, with the result that the number of judgments actually delivered was 1,105, an increase of 27%. Furthermore, 677 judgments (in respect of 2,094 applications) were adopted by a three-judge Committee formation (+41% compared with 2020). Committee judgments accounted for 67% of the applications decided by a judgment (71% in 2020). Despite the sanitary restrictions due to the pandemic, the Court managed to deliver more Chamber judgments in 2021 (+87% compared with 2020): 1,017 applications resulted in a Chamber judgment in 2021, compared with 544 applications in 2020.

5. Requests for interim measures (Rule 39 of the Rules of Court)

The total number of decisions on interim measures (1,920) decreased by 5% compared with 2020 (2,028). The Court granted requests for interim measures in 227 cases (a decrease of 10% in relation to the total of 253 in 2020) and dismissed them in 519 cases (a decrease of 27% compared with 712 in 2020). The remainder fell outside the scope of Rule 39 of the Rules of Court. 50% of the requests granted concerned issues other than expulsion or extradition.

D. Priority policy²

The essence of this policy is to concentrate more resources on the most important cases, namely the cases falling within the top three categories (“priority applications”). On 31 December 2021, 24,000 applications were pending in these categories (a decrease of 2% from the beginning of the year). Notwithstanding the high numbers of incoming priority applications against Russia (concerning freedom of assembly and metal cages in courtrooms), Romania (concerning conditions of detention) and Turkey (concerning the lawfulness of detention), the Court managed to decrease the number of pending priority applications as a result of the exceptional productivity in these categories in 2021. Indeed, the number of priority applications dealt with at different stages of the procedure in 2021 increased by 19% as compared with 2020 (8,119 in 2020 and 9,639 in 2021). This can be explained by an increase in the number of applications processed against Turkey (concerning the lawfulness of detention), Romania (concerning conditions of detention) and Ukraine (concerning life imprisonment and conditions of detention).

59% more priority applications were communicated to the respondent Governments in comparison with 2020 (3,953 in 2020 and 6,266 in 2021). The number of priority applications declared inadmissible or struck out of the list of cases by a Grand Chamber, Chamber or Committee decreased by 56% (3,487 in 2020 and 1,549 in 2021). This is mainly due to a decrease in the number of applications against Russia concerning conditions of detention compared with 2020. The number of priority applications struck out following a friendly settlement or a unilateral declaration decreased from 738 in 2020 to 494 in 2021. The number of priority applications giving rise to a judgment increased by 169% in 2021 (679 in 2020 and 1,824 in 2021).

E. Conclusion

The Court has implemented the strategy adopted in 2020 for more targeted and effective case-processing with the aim of streamlining the handling of both priority and “impact” cases (i.e. non-priority Chamber cases which address core issues of relevance for the State in question and/or for the Convention system generally). This strategy is aimed at enhancing the Court’s immediate impact and relevance for the applicants and in the member States and its ability to address core legal issues of relevance for the Convention system as a whole. As at 1 January 2022, 528 applications were identified as having an “impact” among the 21,483 applications pending in category IV. In 2021, 330 “impact” applications were processed: 76 applications resulted in a judgment, 20 were declared inadmissible or struck out of the list of cases and 234 were communicated.

² An explanation of the Court’s priority policy can be found on the Court’s internet site: http://www.echr.coe.int/Documents/Priority_policy_ENG.pdf

General information

Table 1 General statistical information

1. Applications allocated to a judicial formation [round figures (50)]	2021	2020	+/-
Applications allocated	44250	41700	6%

2. Interim procedural events	2021	2020	+/-
Applications communicated to respondent Government	10630	7683	38%

3. Applications decided	2021	2020	+/-
By decision or judgment	36092	39190	-8%
- by judgment delivered	3131	1901	65%
- by decision (inadmissible or struck out)	32961	37289	-12%

4. Pending applications [round figures (50)]	31/12/2021	1/1/2021	+/-
Applications pending before a judicial formation	70150	62000	13%
- Chamber and Grand Chamber	30600	23300	31%
- Committee	31850	34100	-7%
- Single-Judge formation	7700	4600	67%

5. Pre-judicial applications [round figures (50)]	31/12/2021	1/1/2021	+/-
Applications at a pre-judicial stage	8700	8100	7%
	2021	2020	+/-
Applications disposed of administratively	16400	14150	16%

Number of applications allocated to a judicial formation³

Chart 1 Applications allocated to a judicial formation per year

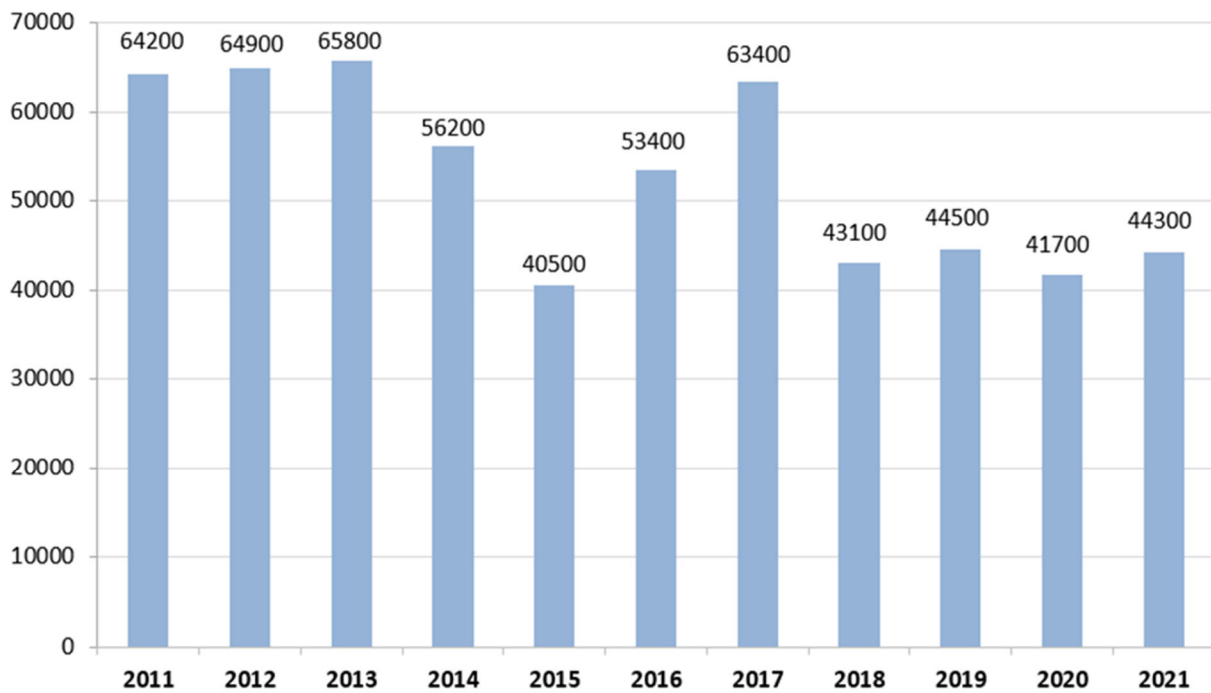
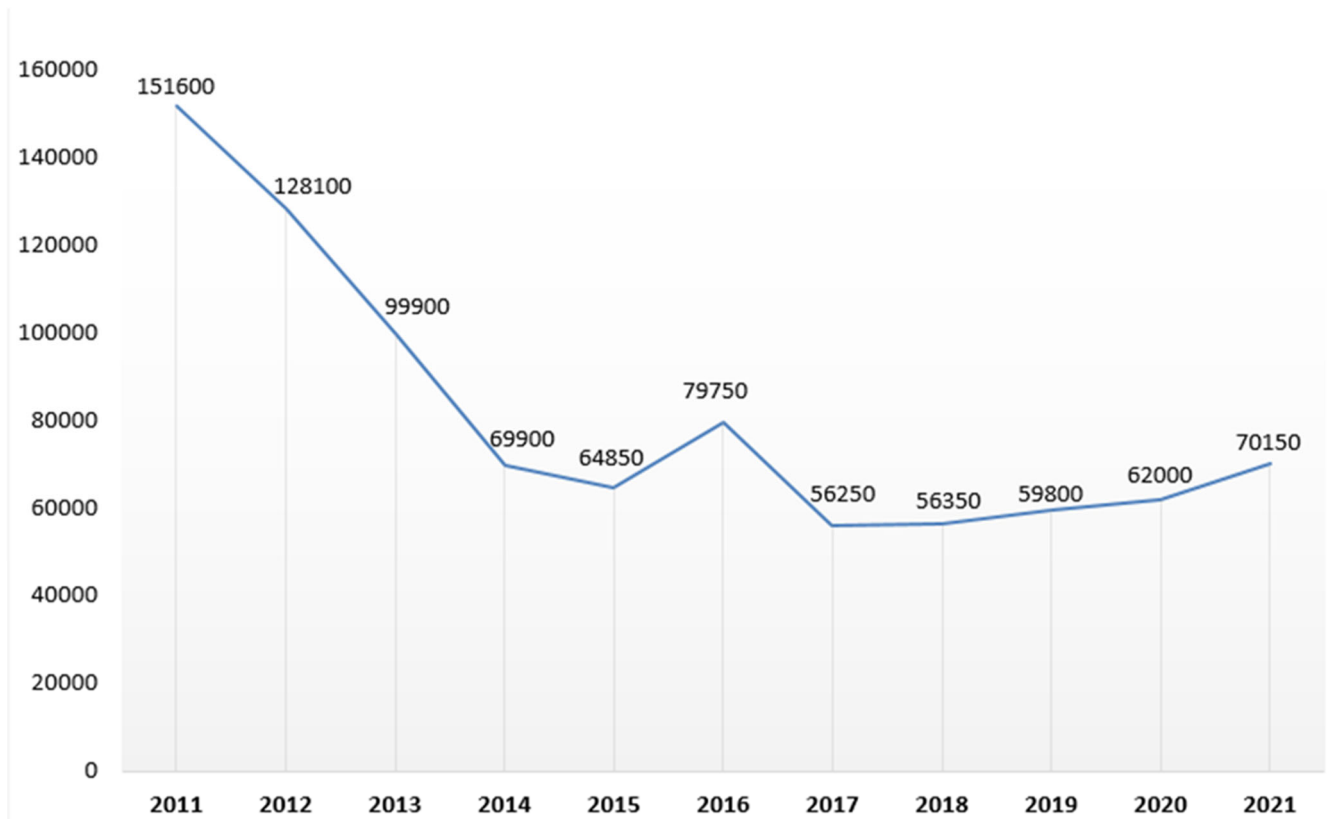


Chart 2 Applications pending before a judicial formation per year



³ Figures represent the total number of applications, including joined applications. The document generally gives round figures.

Chart 3 Breakdown of 70,150 pending applications for the high case-count States

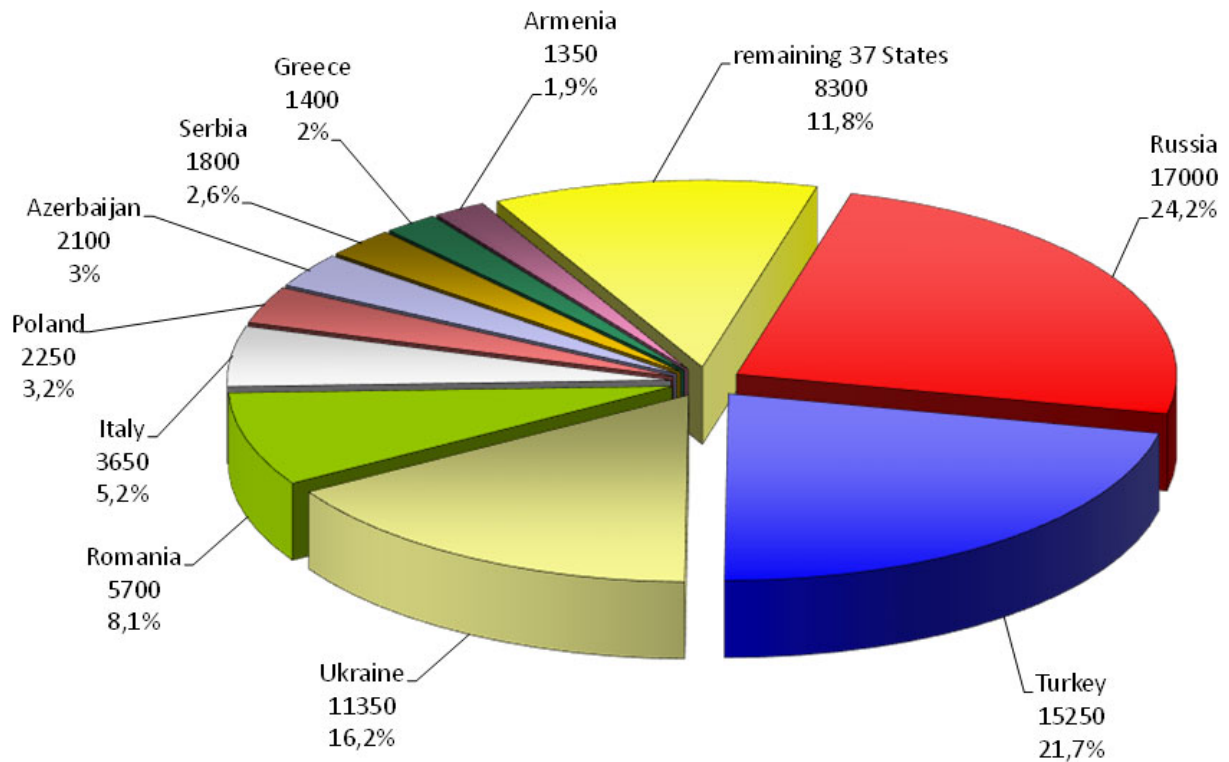
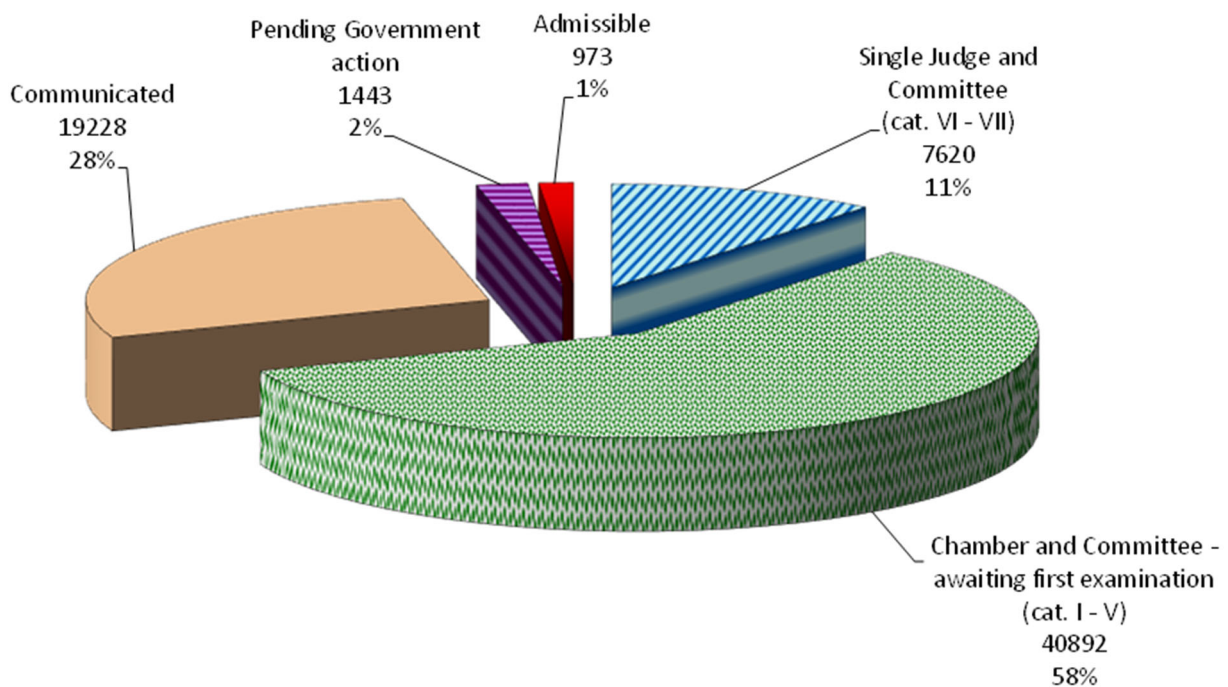
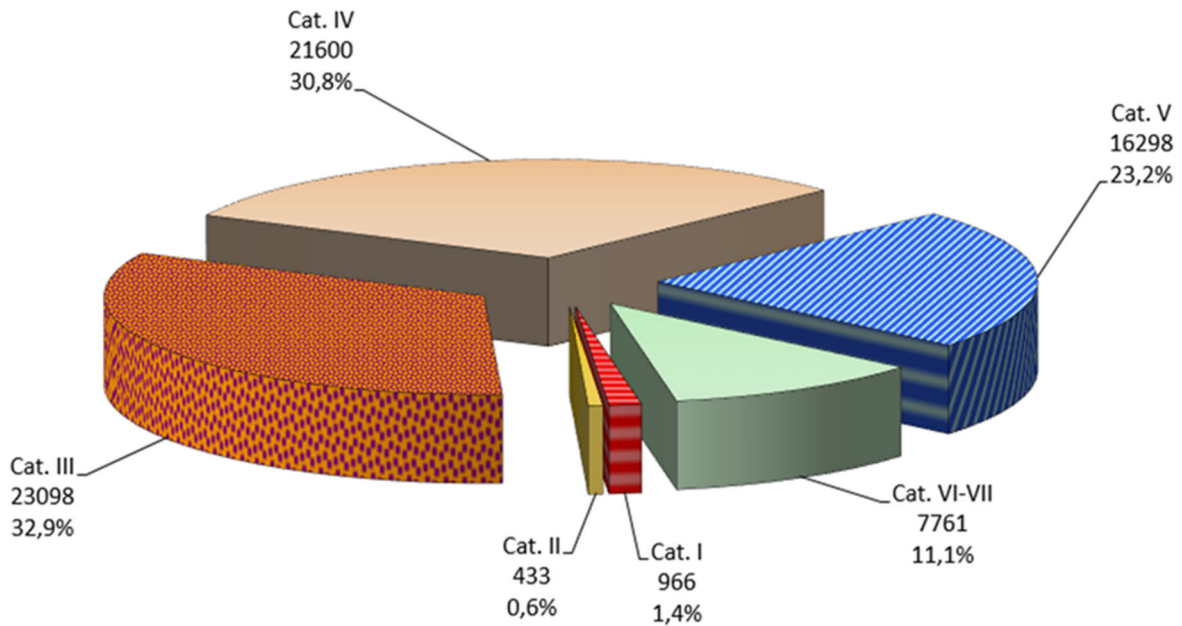


Chart 4 Breakdown of 70,150 pending applications by stage of proceedings and judicial formation⁴



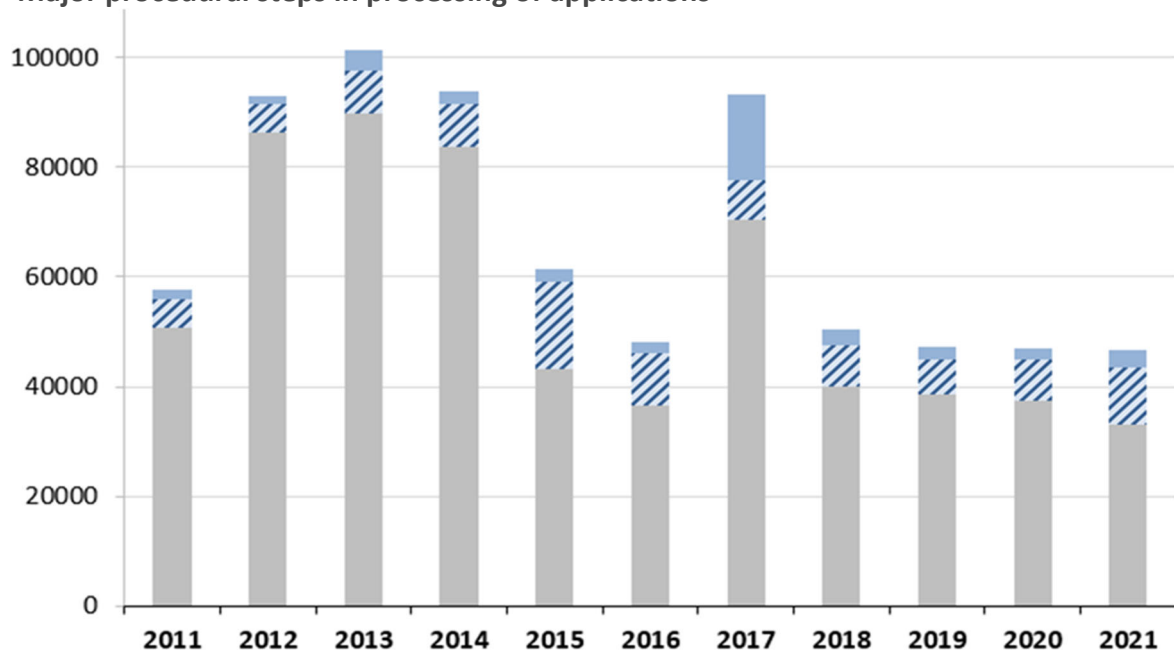
⁴ The “Pending Government action” category was created to monitor applications following a judgment applying the pilot procedure.

Chart 5 Breakdown of 70,150 pending applications by category



Processing of applications

Chart 6 Major procedural steps in processing of applications



	2011	2012	2013	2014	2015	2016	2017	2018	2019	2020	2021
Applications judgment delivered	1511	1678	3661	2388	2441	1927	15595	2739	2187	1901	3131
Applications communicated	5360	5236	7931	7895	15964	9533	7225	7646	6443	7683	10630
Applications inadmissible or struck out	50677	86201	89739	83680	43133	36579	70356	40022	38480	37289	32961

Chart 7 Number of judgments since 2011

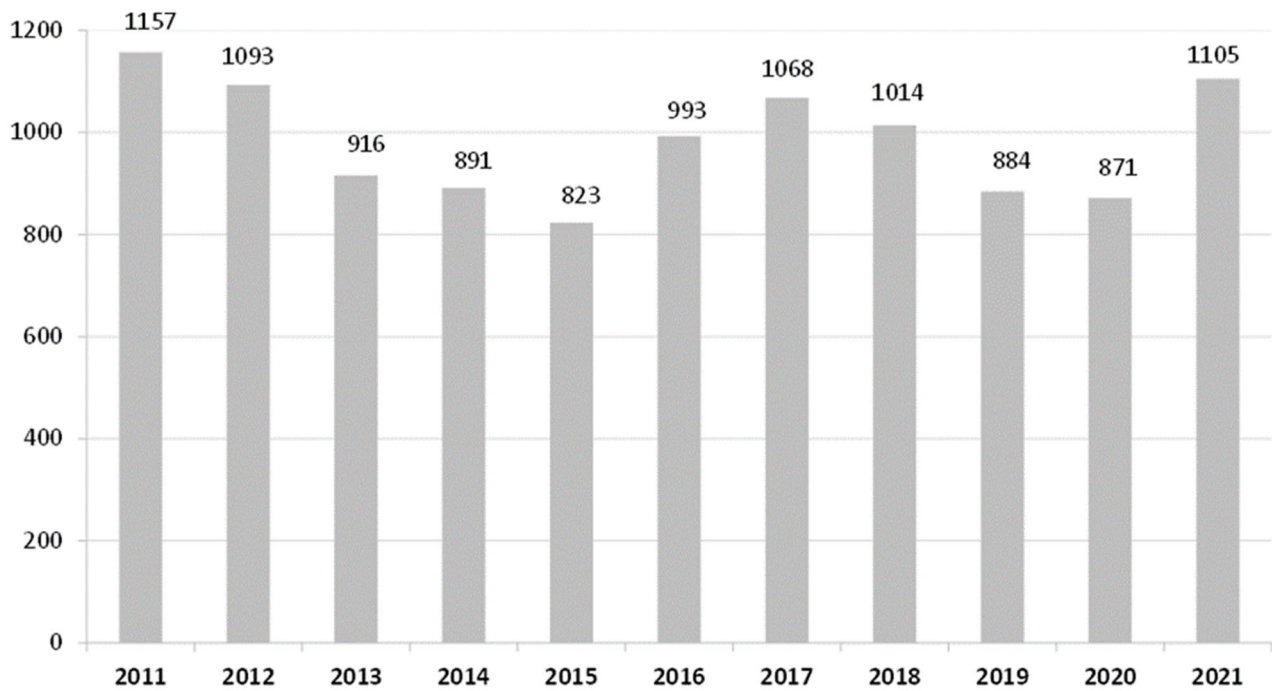


Chart 8 Applications in categories I, II and III processed from 2018 to 2021

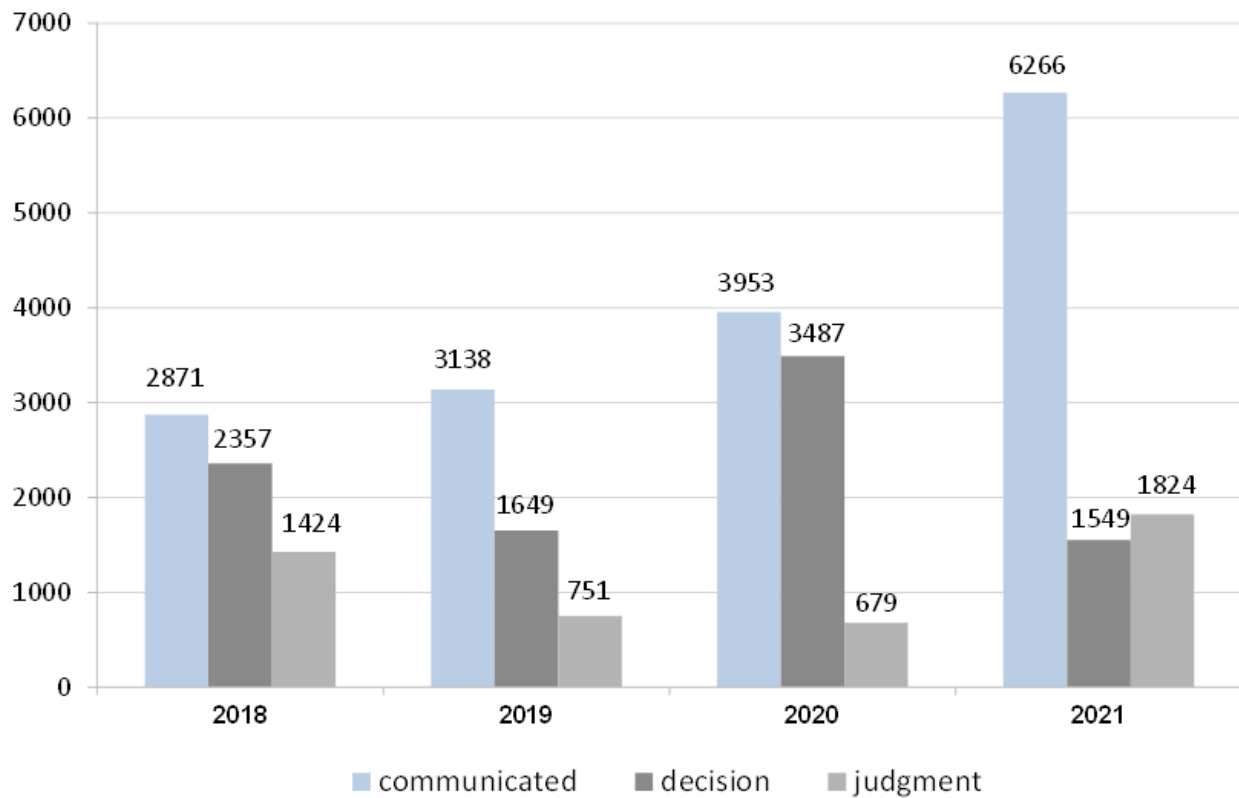


Chart 9 36,092 applications disposed of judicially in 2021

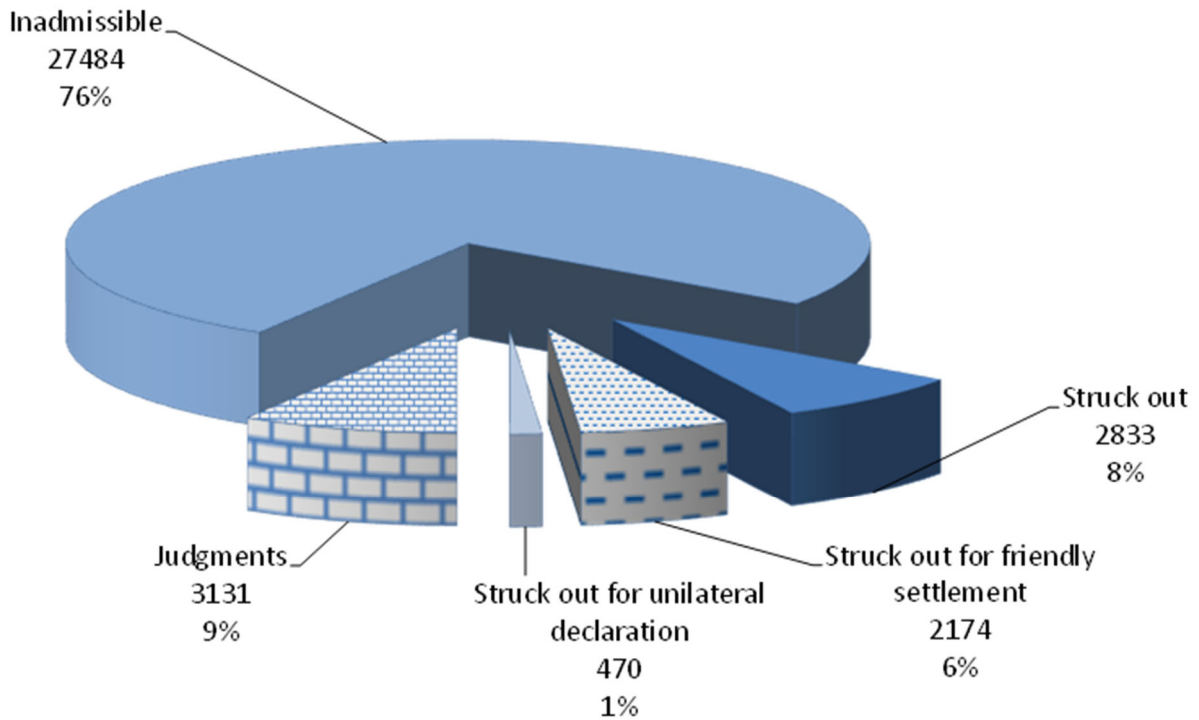


Chart 10 Evolution of the friendly settlements and unilateral declarations since 2011

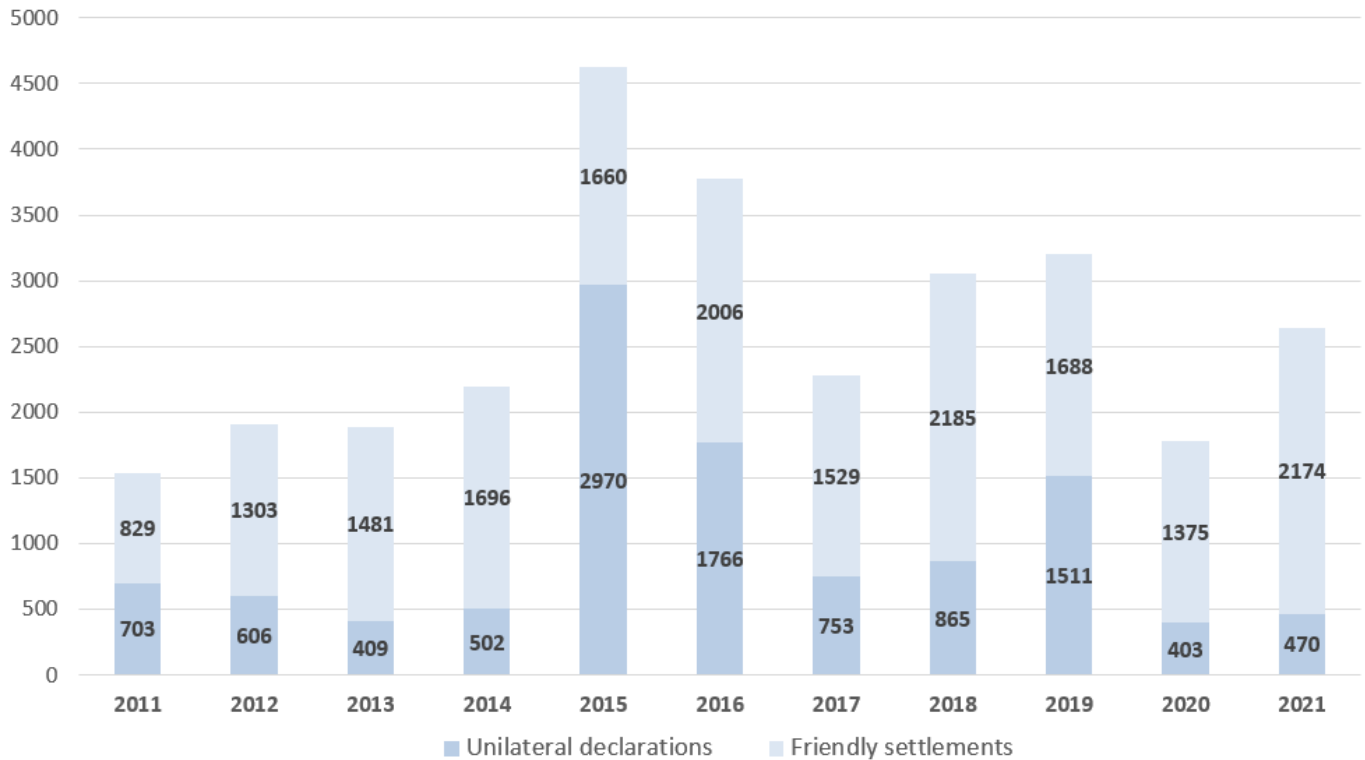


Table 2 Applications allocated per Contracting State and population

State	Applications allocated to a judicial formation				Population (1 000)				Allocated/population (10 000)			
	2018	2019	2020	2021	1.1.2018	1.1.2019	1.1.2020	1.1.2021	2018	2019	2020	2021
Albania	99	88	76	75	2870	2862	2846	2830	0,34	0,31	0,27	0,27
Andorra	3	6	11	11	75	76	77	77	0,40	0,79	1,43	1,43
Armenia	167	148	213	134	2973	2965	2960	2963	0,56	0,50	0,72	0,45
Austria	239	199	215	222	8822	8859	8901	8933	0,27	0,22	0,24	0,25
Azerbaijan	313	397	525	425	9898	9981	10067	10119	0,32	0,40	0,52	0,42
Belgium	177	139	124	155	11399	11455	11522	11566	0,16	0,12	0,11	0,13
Bosnia and Herzegovina	898	1784	870	784	3502	3492	3492	3287	2,56	5,11	2,49	2,39
Bulgaria	774	750	608	623	7050	7000	6951	6917	1,10	1,07	0,87	0,90
Croatia	669	712	615	698	4105	4076	4058	4036	1,63	1,75	1,52	1,73
Cyprus	52	45	55	52	864	876	888	896	0,60	0,51	0,62	0,58
Czech Republic	349	300	381	331	10610	10650	10694	10702	0,33	0,28	0,36	0,31
Denmark	37	59	63	67	5781	5806	5823	5840	0,06	0,10	0,11	0,11
Estonia	132	121	128	113	1319	1325	1329	1330	1,00	0,91	0,96	0,85
Finland	174	131	120	91	5513	5518	5525	5534	0,32	0,24	0,22	0,16
France	871	693	638	764	66926	67013	67320	67440	0,13	0,10	0,09	0,11
Georgia	99	131	130	120	3730	3723	3717	3728	0,27	0,35	0,35	0,32
Germany	489	584	569	574	82792	83019	83167	83155	0,06	0,07	0,07	0,07
Greece	420	344	658	912	10741	10724	10719	10683	0,39	0,32	0,61	0,85
Hungary	902	950	1036	1086	9778	9773	9769	9731	0,92	0,97	1,06	1,12
Iceland	24	40	28	21	348	357	364	369	0,69	1,12	0,77	0,57
Ireland	30	37	42	35	4830	4904	4964	5007	0,06	0,08	0,08	0,07
Italy	1692	1454	1497	1610	60484	60360	59641	59258	0,28	0,24	0,25	0,27
Latvia	259	233	414	268	1934	1920	1908	1893	1,34	1,21	2,17	1,42
Liechtenstein	9	6	9	8	38	38	39	39	2,37	1,58	2,31	2,05
Lithuania	438	396	398	429	2809	2794	2794	2796	1,56	1,42	1,42	1,53
Luxembourg	35	23	29	30	602	614	626	635	0,58	0,37	0,46	0,47
Malta	30	35	40	62	476	494	514	516	0,63	0,71	0,78	1,20
Republic of Moldova	814	635	523	630	3547	3547	3547	4035	2,29	1,79	1,47	1,56
Monaco	5	8	3	8	38	38	38	39	1,32	2,11	0,79	2,05
Montenegro	318	427	218	381	622	622	622	621	5,11	6,86	3,50	6,14
Netherlands	429	400	386	248	17181	17282	17407	17475	0,25	0,23	0,22	0,14
North Macedonia	305	262	275	394	2075	2077	2076	2069	1,47	1,26	1,32	1,90
Norway	84	102	99	116	5296	5328	5367	5391	0,16	0,19	0,18	0,22
Poland	1941	1834	1628	2889	37977	37973	37958	37840	0,51	0,48	0,43	0,76
Portugal	149	188	261	260	10291	10277	10296	10298	0,14	0,18	0,25	0,25
Romania	3369	2656	2994	2971	19531	19414	19329	19186	1,72	1,37	1,55	1,55
Russia	12148	12782	8923	9432	143667	143667	143667	143667	0,85	0,89	0,62	0,66
San Marino	4	10	6	18	34	35	35	34	1,18	2,86	1,71	5,29
Serbia	2128	2160	1836	1993	7001	6964	6927	6872	3,04	3,10	2,65	2,90
Slovakia	390	300	289	460	5443	5450	5458	5460	0,72	0,55	0,53	0,84
Slovenia	274	210	180	234	2067	2081	2096	2109	1,33	1,01	0,86	1,11
Spain	592	606	440	614	46659	46937	47333	47394	0,13	0,13	0,09	0,13
Sweden	194	209	174	157	10120	10230	10327	10379	0,19	0,20	0,17	0,15
Switzerland	272	279	278	273	8484	8544	8606	8667	0,32	0,33	0,32	0,31
Turkey	6717	7274	9104	9548	80810	82004	83155	83614	0,83	0,89	1,09	1,14
Ukraine	3207	3991	4271	3721	45246	45246	45246	45246	0,71	0,88	0,94	0,82
United Kingdom	354	344	301	210	66274	66647	67025	68134	0,05	0,05	0,04	0,03
Total	43075	44482	41681	44257	832632	835037	837190	838810	0,52	0,53	0,50	0,53

The Council of Europe member States had a combined population of approximately 839 million inhabitants on 1 January 2021⁵. The average number of applications allocated per 10,000 inhabitants was 0,53 in 2021.

⁵ SOURCES on 01.01.2021: Internet sites of Eurostat ("Population and social conditions" database) and of the Population Division of the United Nations Department of Economic and Social Affairs.

Table 3 The Court’s total caseload by stage of proceedings and judicial formation

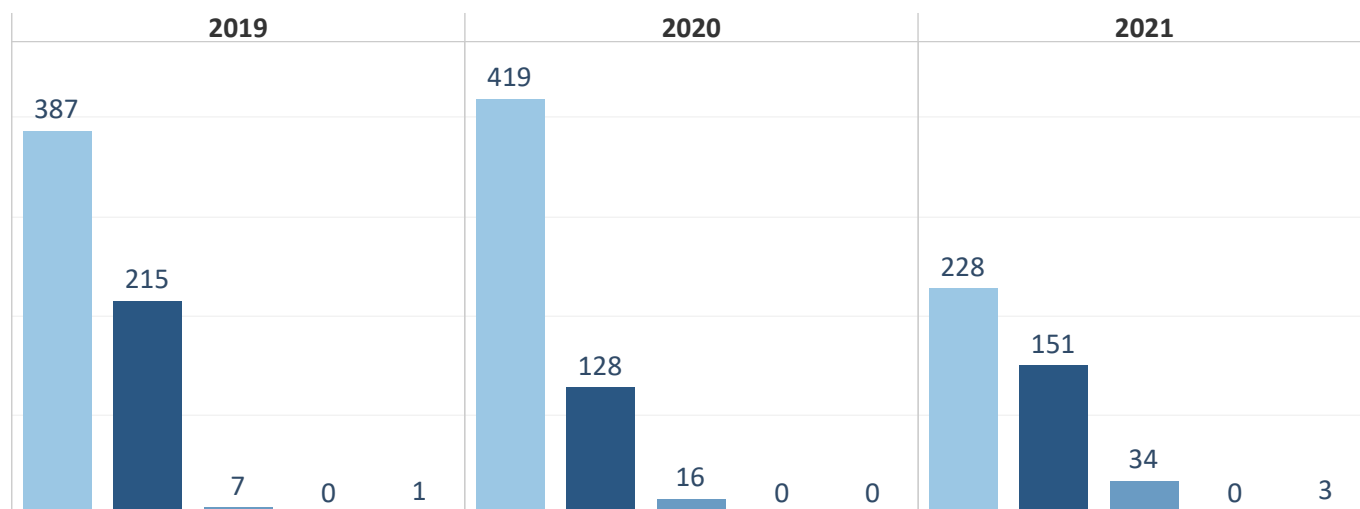
State	Single Judge and Committee (cat. VI-VII)	Chamber and Committee - awaiting first examination (cat. I-V)	Communicated	Pending Government action	Admissible	TOTAL
Albania	34	228	151		3	416
Andorra	1		2			3
Armenia	121	1023	177		5	1326
Austria	61	21	26		2	110
Azerbaijan	19	1540	512		21	2092
Belgium	42	76	112		4	234
Bosnia and Herzegovina	535	12	50		3	600
Bulgaria	81	339	106		11	537
Croatia	109	124	194		14	441
Cyprus	10	36	23			69
Czech Republic	27	61	59			147
Denmark	16	21	6		2	45
Estonia	8	14	21		1	44
Finland	4	2	10			16
France	279	144	232		5	660
Georgia	24	415	79		6	524
Germany	80	50	38			168
Greece	27	816	560		2	1405
Hungary	34	216	351		27	628
Iceland	3	4	43			50
Ireland	2	2	6			10
Italy	163	2761	711		11	3646
Latvia	49	275	62		1	387
Liechtenstein	1					1
Lithuania	116	35	56		5	212
Luxembourg	4	9	3		4	20
Malta	4	44	28		8	84
Republic of Moldova	70	739	217		12	1038
Monaco	1	3	5			9
Montenegro	198	18	7		1	224
Netherlands	58	45	44			147
North Macedonia	65	144	135		1	345
Norway	15	22	26		3	66
Poland	1113	631	496		15	2255
Portugal	28	176	85		2	291
Romania	208	2203	1672	1442	165	5690
Russia	1115	10324	5476	1	97	17013
San Marino	1	9	6			16
Serbia	778	489	503		7	1777
Slovakia	94	42	80		4	220
Slovenia	86	22	15		2	125
Spain	72	16	44		4	136
Sweden	20	4	17			41
Switzerland	38	45	60		4	147
Turkey	1444	7877	5474		456	15251
Ukraine	323	9788	1197		64	11372
United Kingdom	39	27	51		1	118
ALL STATES	7620	40892	19228	1443	973	70156

Table 4 Unilateral declarations and friendly settlements from 2019 to 2021

State	Unilateral Declaration			Friendly Settlement		
	2019	2020	2021	2019	2020	2021
Albania			2	1		6
Andorra						
Armenia	1	11	1	1	13	1
Austria				2	2	6
Azerbaijan	4	27	55	6	23	67
Belgium		2	11	17	8	6
Bosnia and Herzegovina		1	1	3	4	6
Bulgaria			6	8	1	30
Croatia		2	17	5	14	34
Cyprus		1			2	1
Czech Republic		1			2	4
Denmark						1
Estonia		3			8	2
Finland				1		
France	3	3	2	3	3	10
Georgia				1	1	
Germany	4	1		4	1	1
Greece	11	8	1	60	53	40
Hungary	33	11	8	429	263	221
Iceland			5		6	7
Ireland			2			3
Italy	1016	1	142	298	15	236
Latvia		1				
Liechtenstein						
Lithuania	2			5	1	1
Luxembourg	1					
Malta	3	1		6		1
Republic of Moldova	7	6	7	2	13	8
Monaco						1
Montenegro	1				1	1
Netherlands						4
North Macedonia	5		9	1	22	74
Norway						
Poland	16	23	56	31	17	131
Portugal	1	4	4	7	16	11
Romania	80	24	48	123	69	224
Russia	189	214	42	430	509	244
San Marino					1	2
Serbia	7	1	1	103	113	708
Slovakia	5	1	6	16	12	26
Slovenia				1		
Spain						
Sweden						
Switzerland			1	1		1
Turkey	122	56	30	120	167	43
Ukraine			13		14	7
United Kingdom				3	1	5
Total	1511	403	470	1688	1375	2174

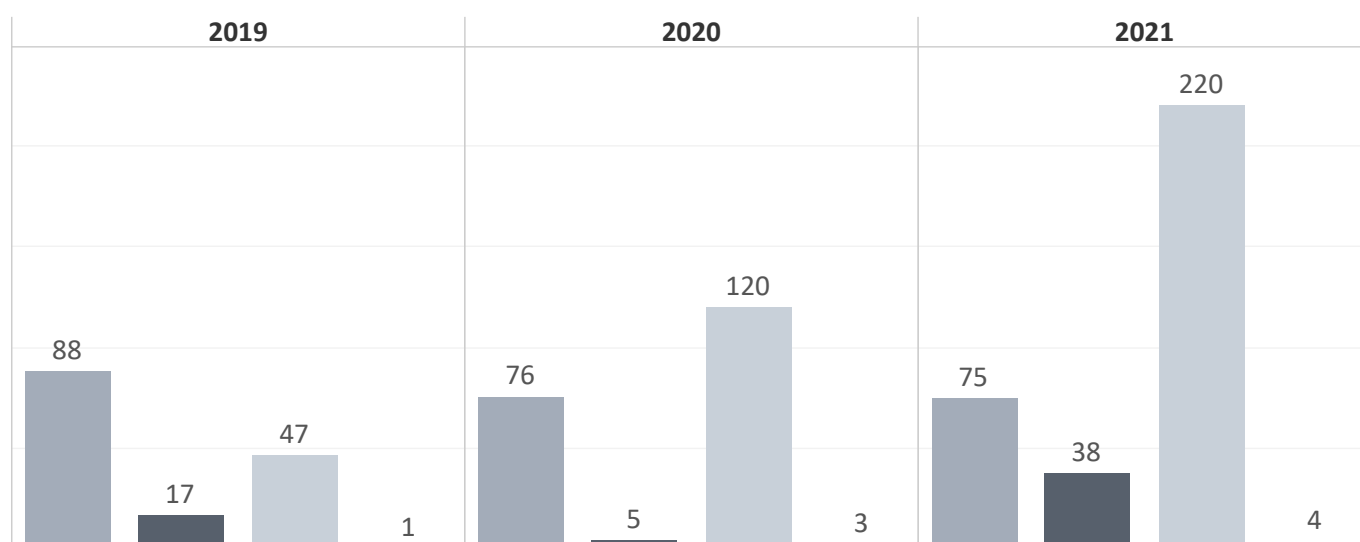
Albania

The Court's caseload by stage of proceedings and decision body on 31 December of the corresponding year



	2019	2020	2021
Chamber and Committee - awaiting first examination (cat. I-V)	387	419	228
Communicated	215	128	151
Single Judge and Committee (cat. VI - VII)	7	16	34
Pending Government action	0	0	0
Admissible	1	0	3
Total pending	610	563	416

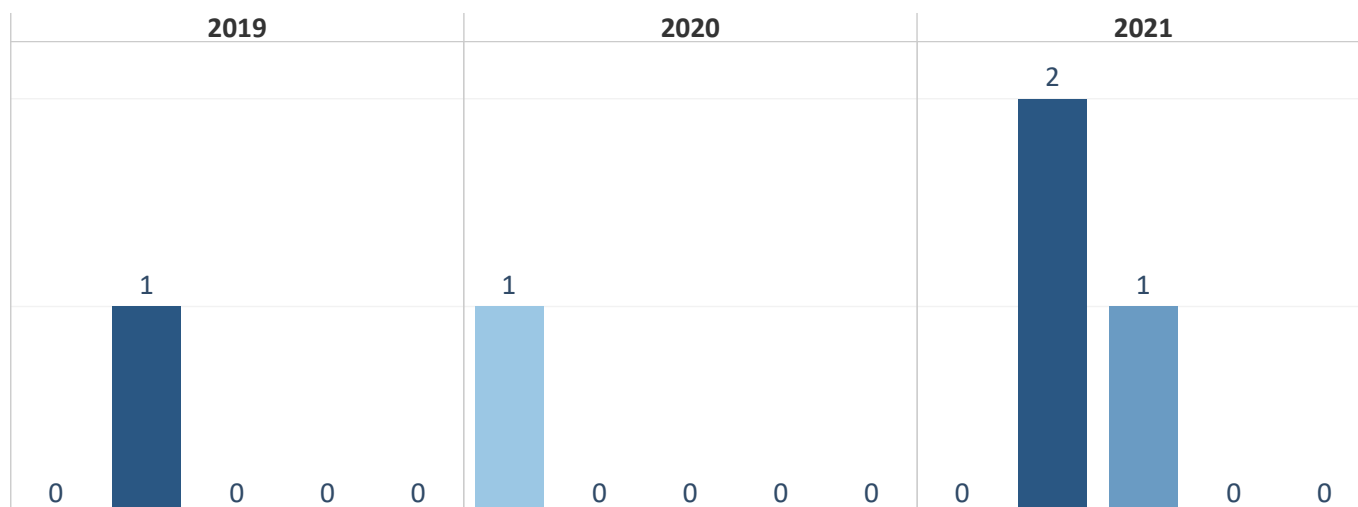
Major procedural steps in processing applications



	2019	2020	2021
Applications allocated to a judicial formation	88	76	75
Applications communicated to the Government	17	5	38
Applications declared inadmissible or struck out	47	120	220
Applications decided by a judgment	1	3	4

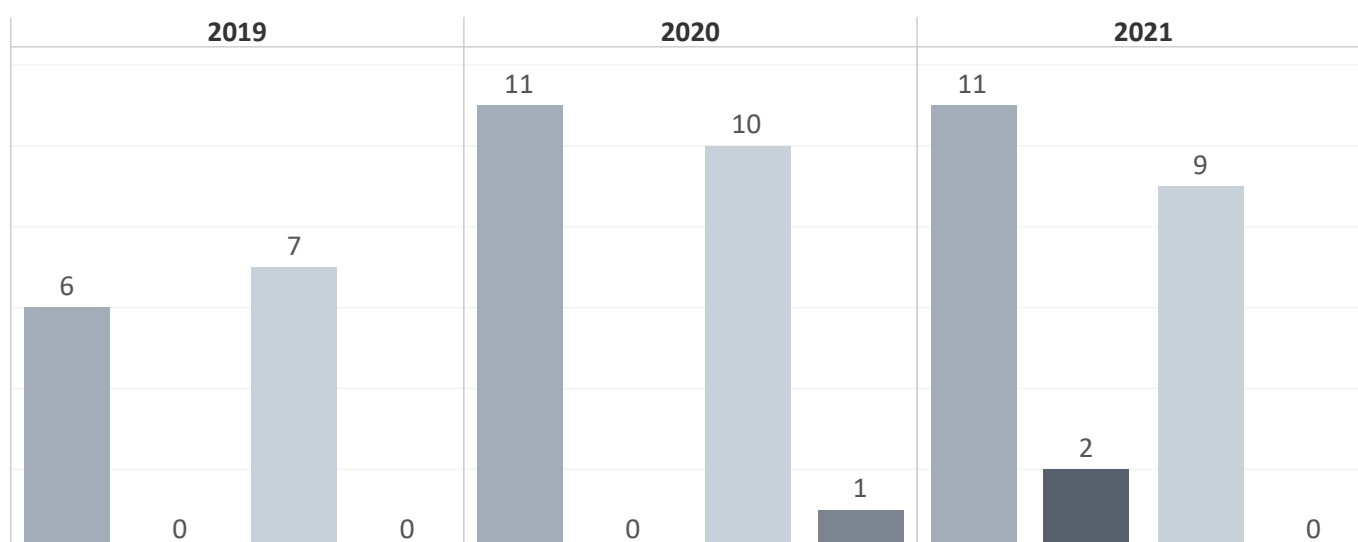
Andorra

The Court's caseload by stage of proceedings and decision body on 31 December of the corresponding year



	2019	2020	2021
Chamber and Committee - awaiting first examination (cat. I-V)	0	1	0
Communicated	1	0	2
Single Judge and Committee (cat. VI - VII)	0	0	1
Pending Government action	0	0	0
Admissible	0	0	0
Total pending	1	1	3

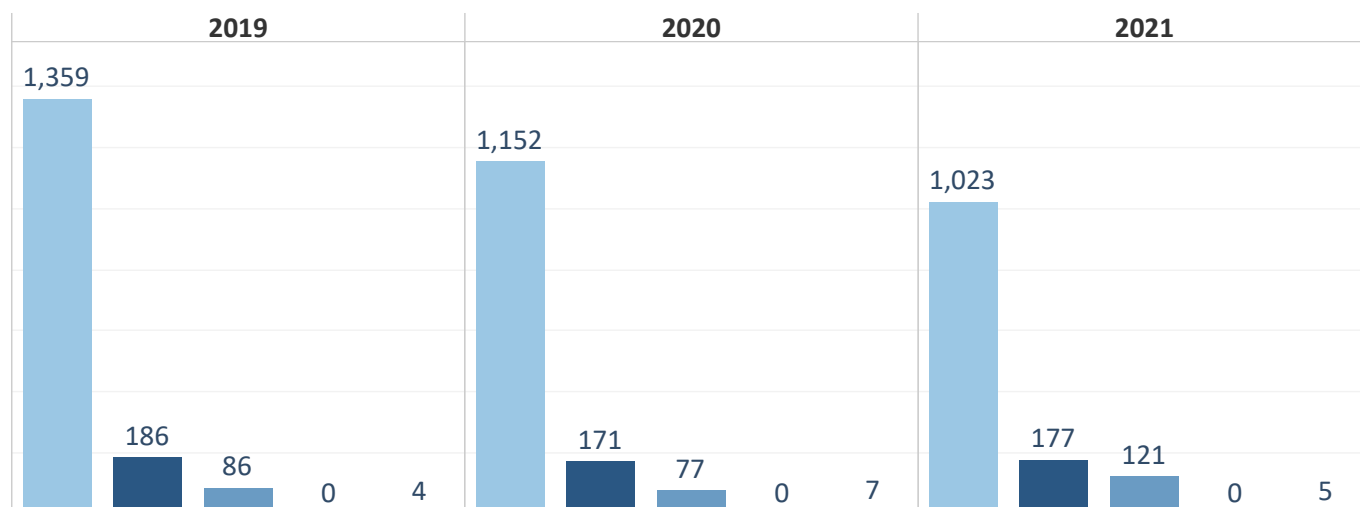
Major procedural steps in processing applications



	2019	2020	2021
Applications allocated to a judicial formation	6	11	11
Applications communicated to the Government	0	0	2
Applications declared inadmissible or struck out	7	10	9
Applications decided by a judgment	0	1	0

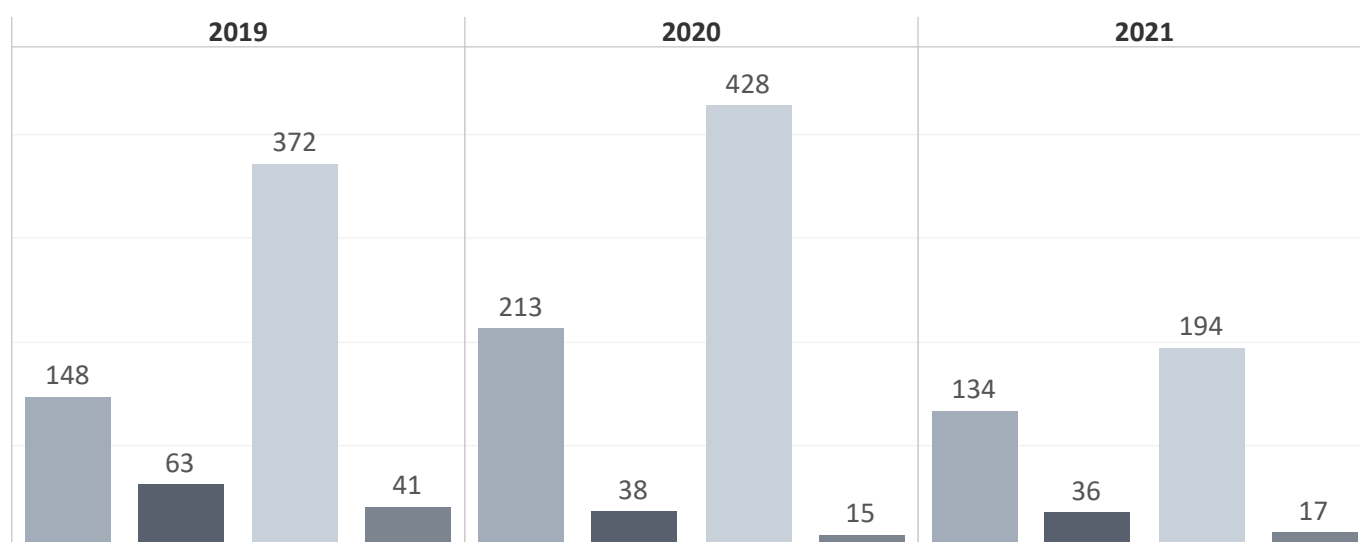
Armenia

**The Court's caseload by stage of proceedings and decision body
on 31 December of the corresponding year**



	2019	2020	2021
Chamber and Committee - awaiting first examination (cat. I-V)	1,359	1,152	1,023
Communicated	186	171	177
Single Judge and Committee (cat. VI - VII)	86	77	121
Pending Government action	0	0	0
Admissible	4	7	5
Total pending	1,635	1,407	1,326

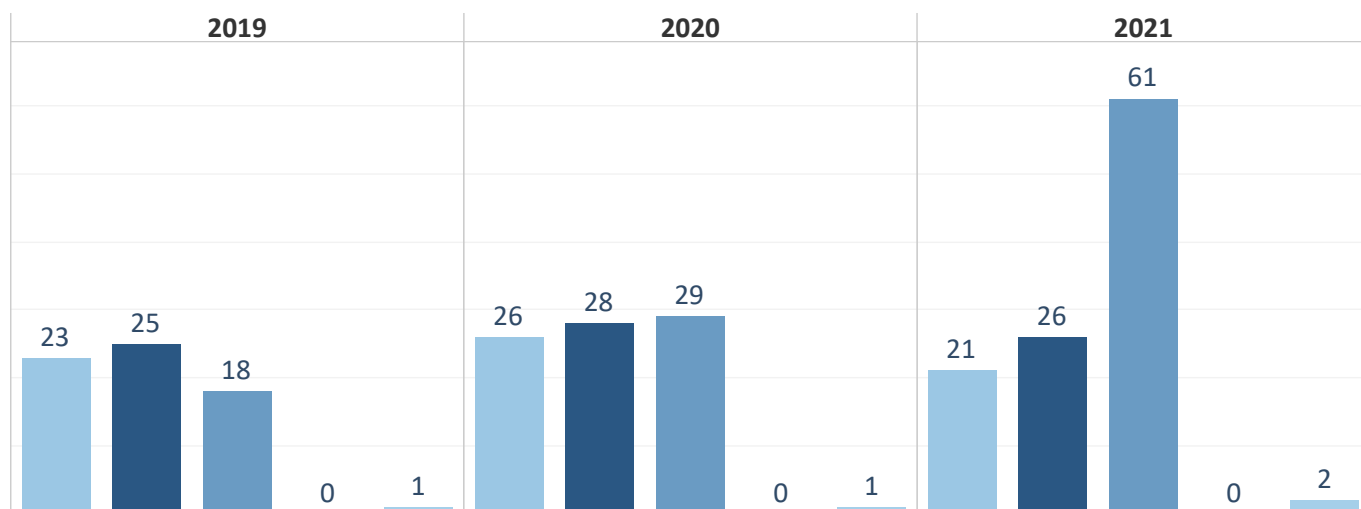
Major procedural steps in processing applications



	2019	2020	2021
Applications allocated to a judicial formation	148	213	134
Applications communicated to the Government	63	38	36
Applications declared inadmissible or struck out	372	428	194
Applications decided by a judgment	41	15	17

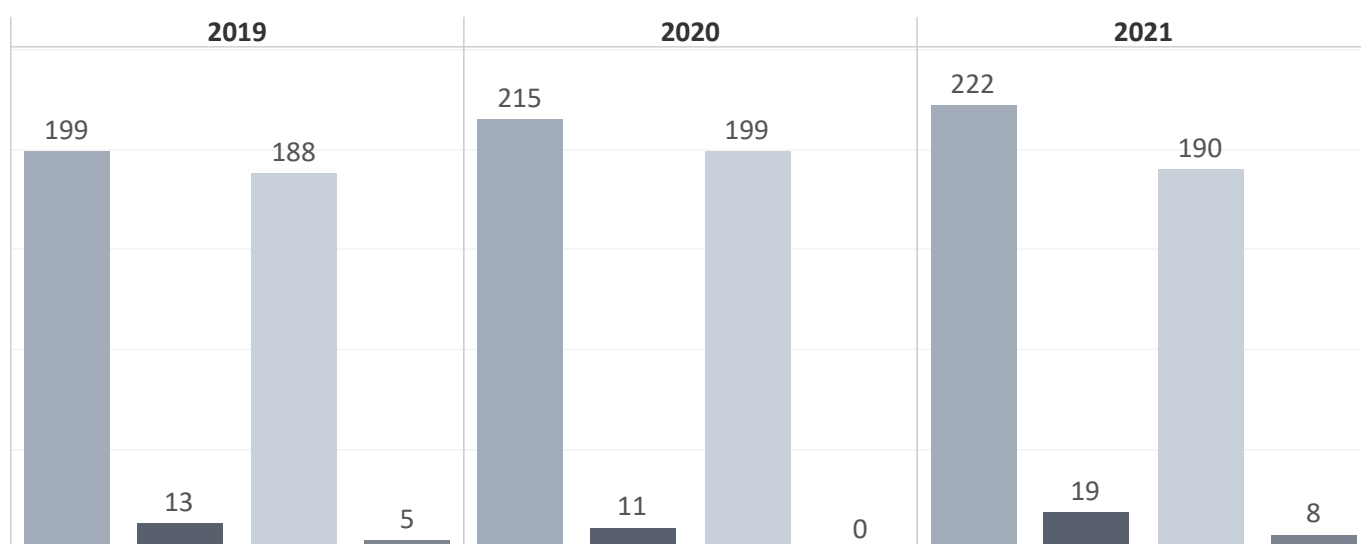
Austria

The Court's caseload by stage of proceedings and decision body
on 31 December of the corresponding year



	2019	2020	2021
Chamber and Committee - awaiting first examination (cat. I-V)	23	26	21
Communicated	25	28	26
Single Judge and Committee (cat. VI - VII)	18	29	61
Pending Government action	0	0	0
Admissible	1	1	2
Total pending	67	84	110

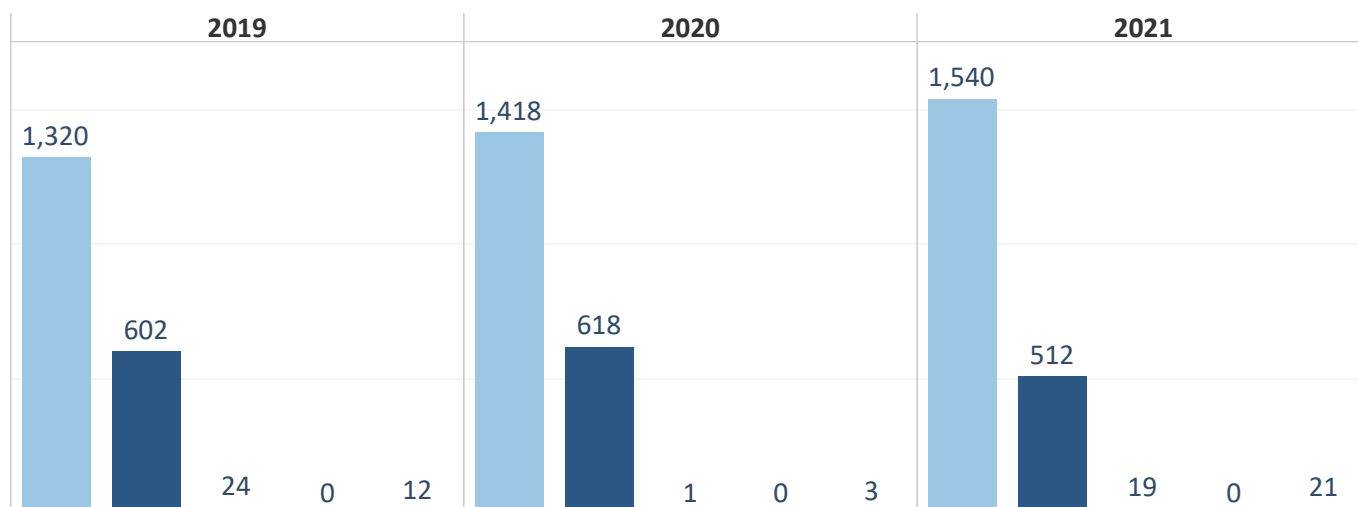
Major procedural steps in processing applications



	2019	2020	2021
Applications allocated to a judicial formation	199	215	222
Applications communicated to the Government	13	11	19
Applications declared inadmissible or struck out	188	199	190
Applications decided by a judgment	5	0	8

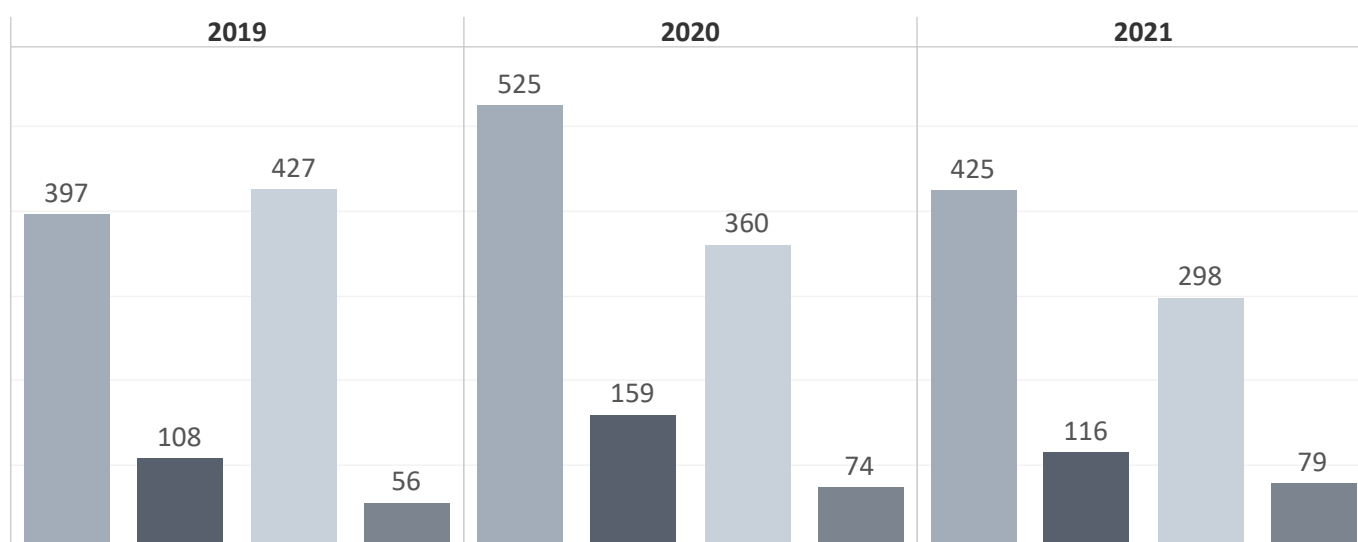
Azerbaïdjan

**The Court's caseload by stage of proceedings and decision body
on 31 December of the corresponding year**



	2019	2020	2021
Chamber and Committee - awaiting first examination (cat. I-V)	1,320	1,418	1,540
Communicated	602	618	512
Single Judge and Committee (cat. VI - VII)	24	1	19
Pending Government action	0	0	0
Admissible	12	3	21
Total pending	1,958	2,040	2,092

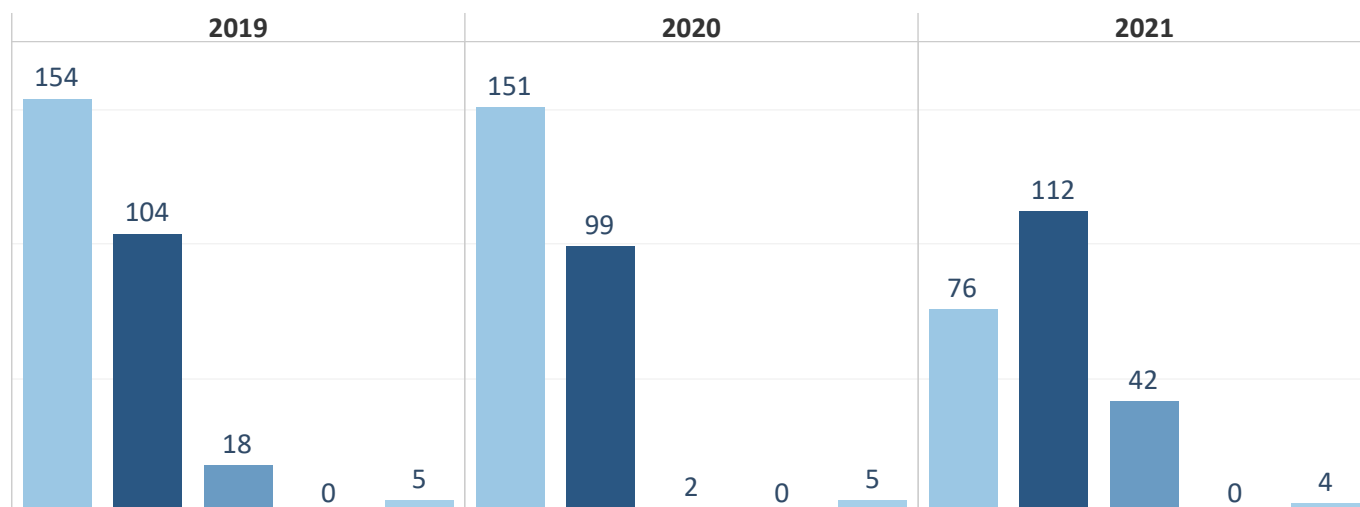
Major procedural steps in processing applications



	2019	2020	2021
Applications allocated to a judicial formation	397	525	425
Applications communicated to the Government	108	159	116
Applications declared inadmissible or struck out	427	360	298
Applications decided by a judgment	56	74	79

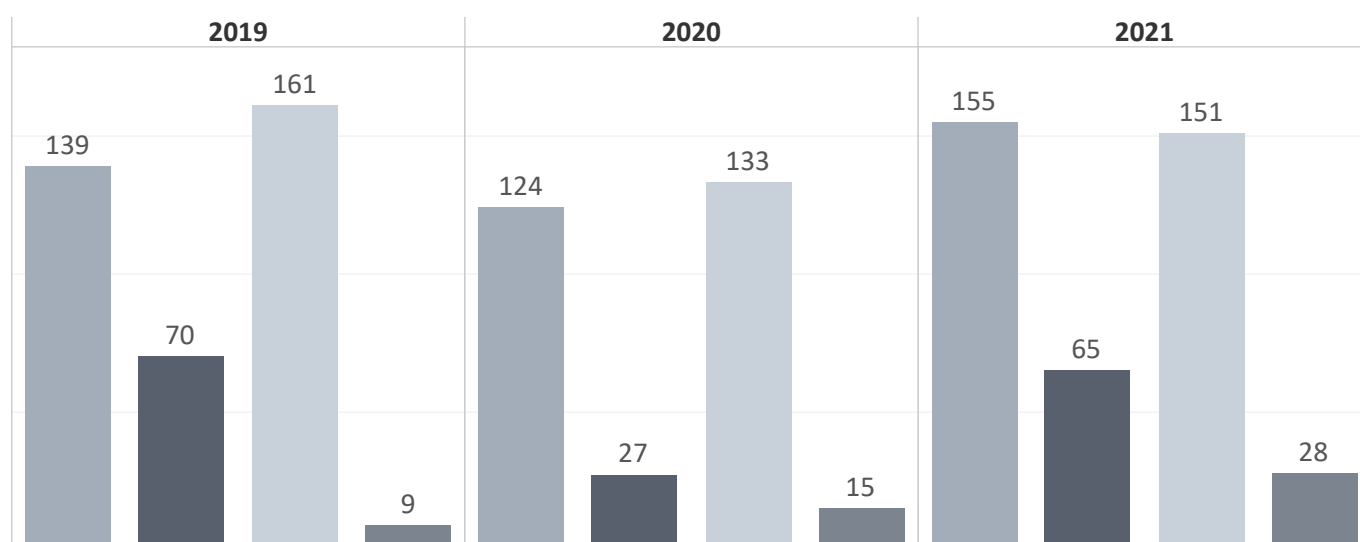
Belgium

The Court's caseload by stage of proceedings and decision body
on 31 December of the corresponding year



	2019	2020	2021
Chamber and Committee - awaiting first examination (cat. I-V)	154	151	76
Communicated	104	99	112
Single Judge and Committee (cat. VI - VII)	18	2	42
Pending Government action	0	0	0
Admissible	5	5	4
Total pending	281	257	234

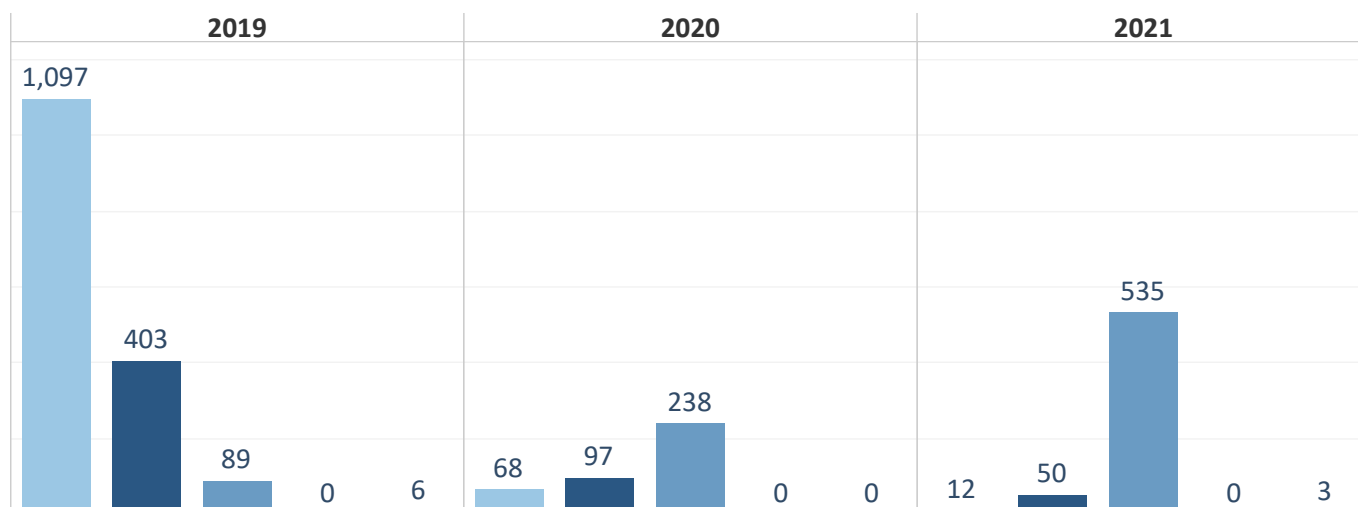
Major procedural steps in processing applications



	2019	2020	2021
Applications allocated to a judicial formation	139	124	155
Applications communicated to the Government	70	27	65
Applications declared inadmissible or struck out	161	133	151
Applications decided by a judgment	9	15	28

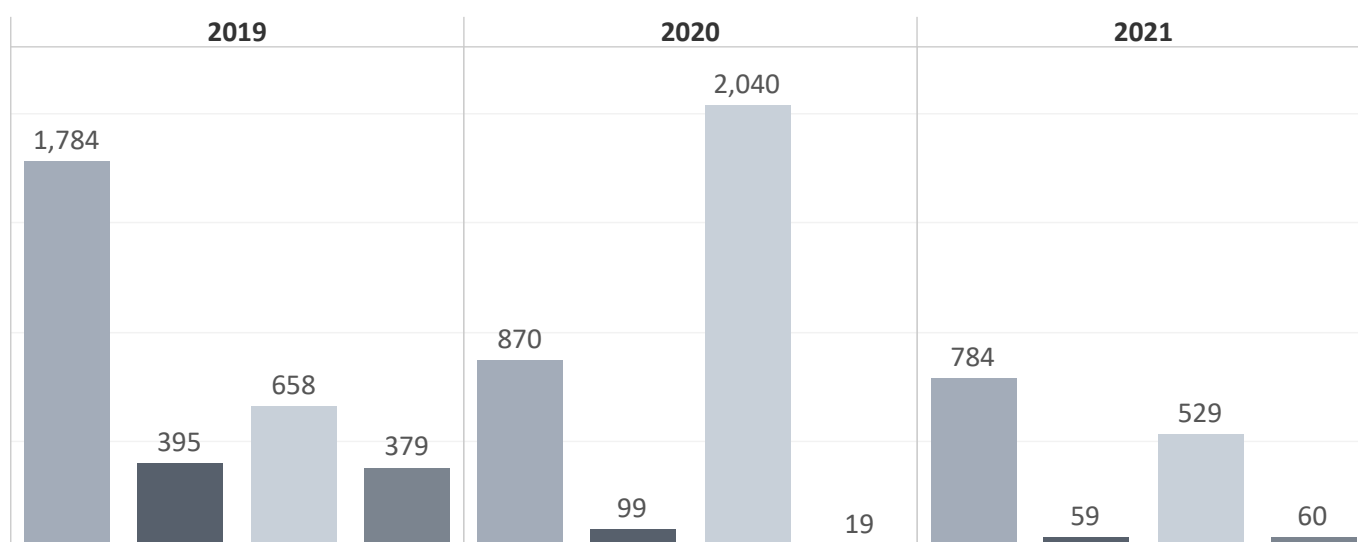
Bosnia and Herzegovina

The Court's caseload by stage of proceedings and decision body on 31 December of the corresponding year



	2019	2020	2021
Chamber and Committee - awaiting first examination (cat. I-V)	1,097	68	12
Communicated	403	97	50
Single Judge and Committee (cat. VI - VII)	89	238	535
Pending Government action	0	0	0
Admissible	6	0	3
Total pending	1,595	403	600

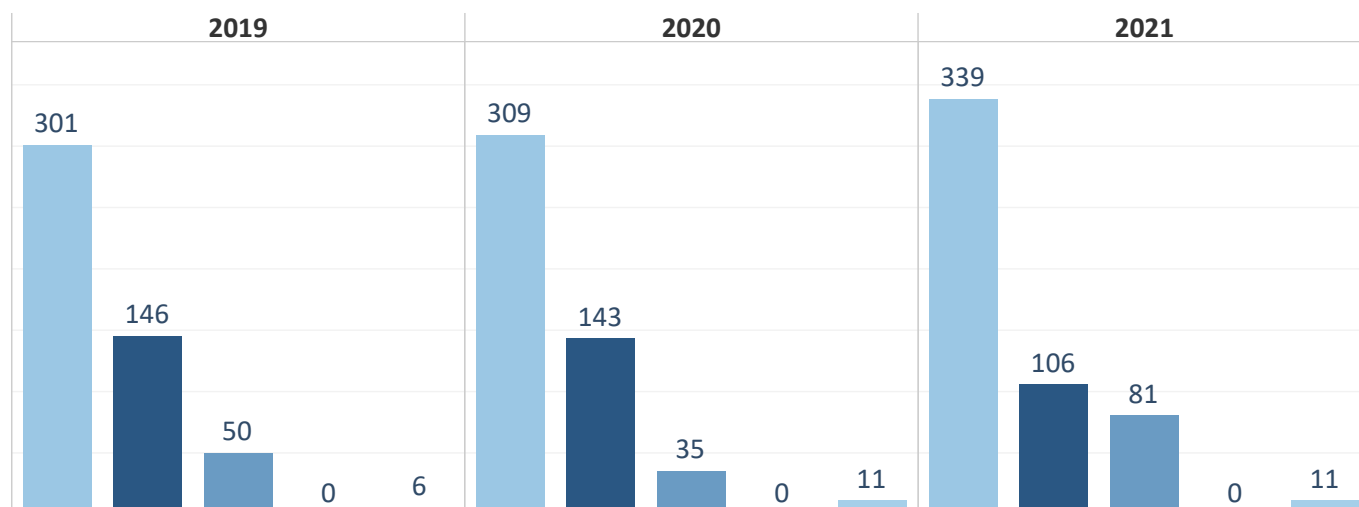
Major procedural steps in processing applications



	2019	2020	2021
Applications allocated to a judicial formation	1,784	870	784
Applications communicated to the Government	395	99	59
Applications declared inadmissible or struck out	658	2,040	529
Applications decided by a judgment	379	19	60

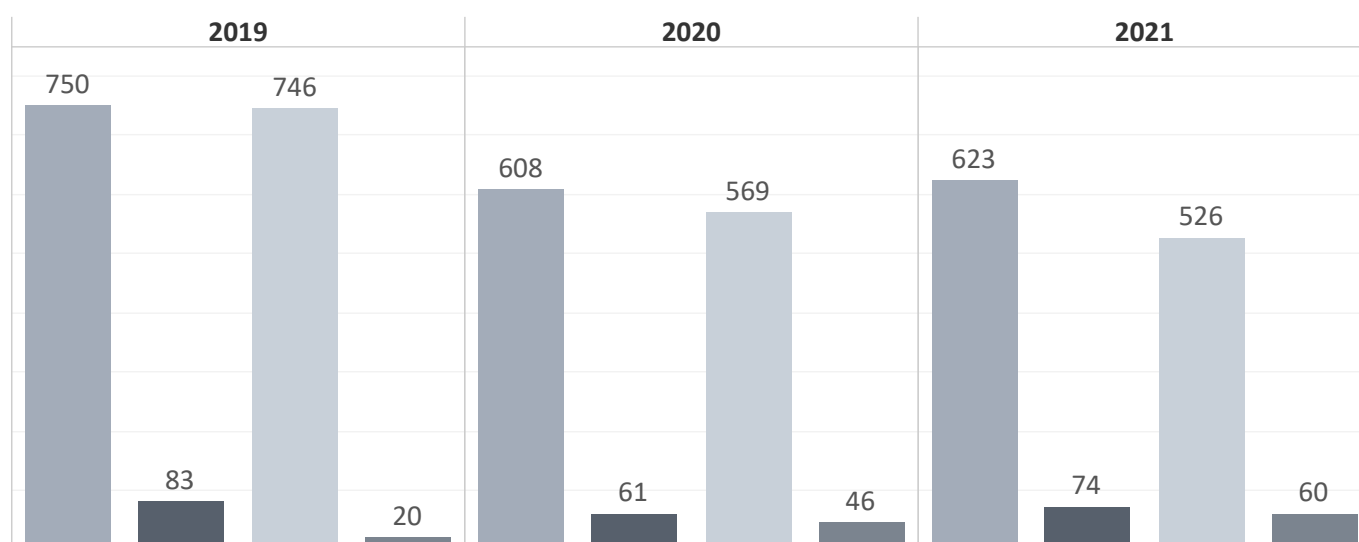
Bulgaria

**The Court's caseload by stage of proceedings and decision body
on 31 December of the corresponding year**



	2019	2020	2021
Chamber and Committee - awaiting first examination (cat. I-V)	301	309	339
Communicated	146	143	106
Single Judge and Committee (cat. VI - VII)	50	35	81
Pending Government action	0	0	0
Admissible	6	11	11
Total pending	503	498	537

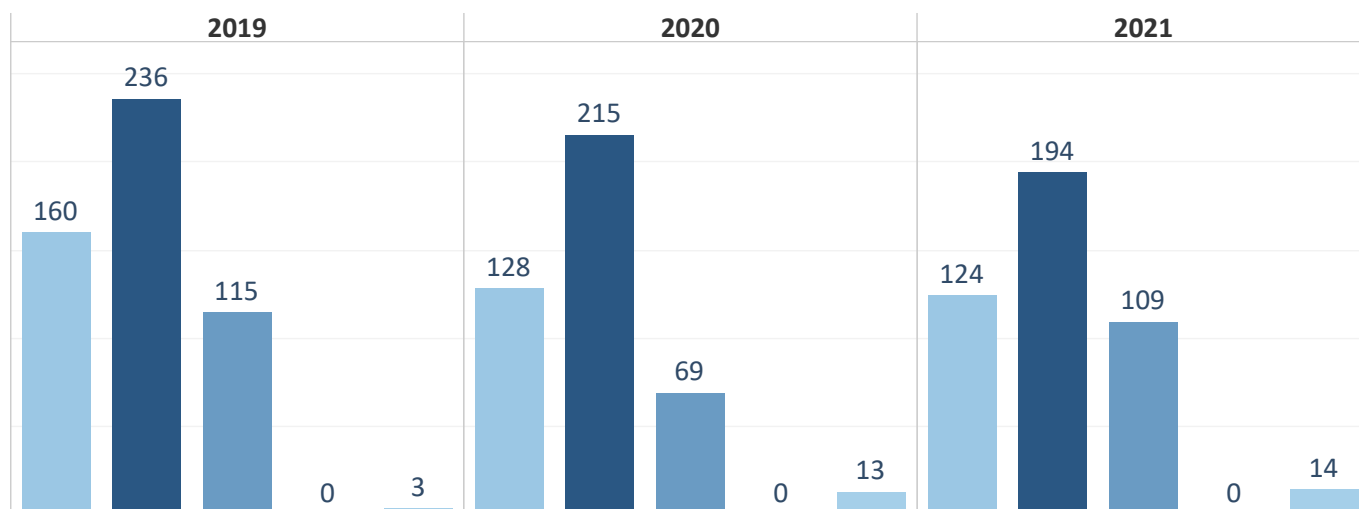
Major procedural steps in processing applications



	2019	2020	2021
Applications allocated to a judicial formation	750	608	623
Applications communicated to the Government	83	61	74
Applications declared inadmissible or struck out	746	569	526
Applications decided by a judgment	20	46	60

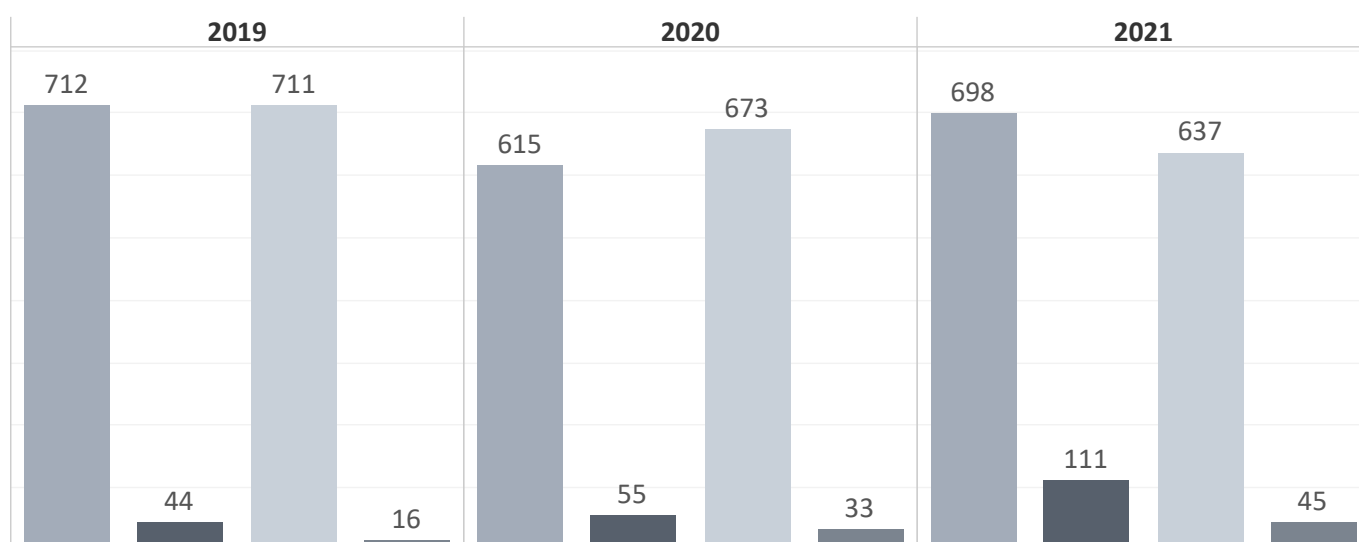
Croatia

The Court's caseload by stage of proceedings and decision body on 31 December of the corresponding year



	2019	2020	2021
Chamber and Committee - awaiting first examination (cat. I-V)	160	128	124
Communicated	236	215	194
Single Judge and Committee (cat. VI - VII)	115	69	109
Pending Government action	0	0	0
Admissible	3	13	14
Total pending	514	425	441

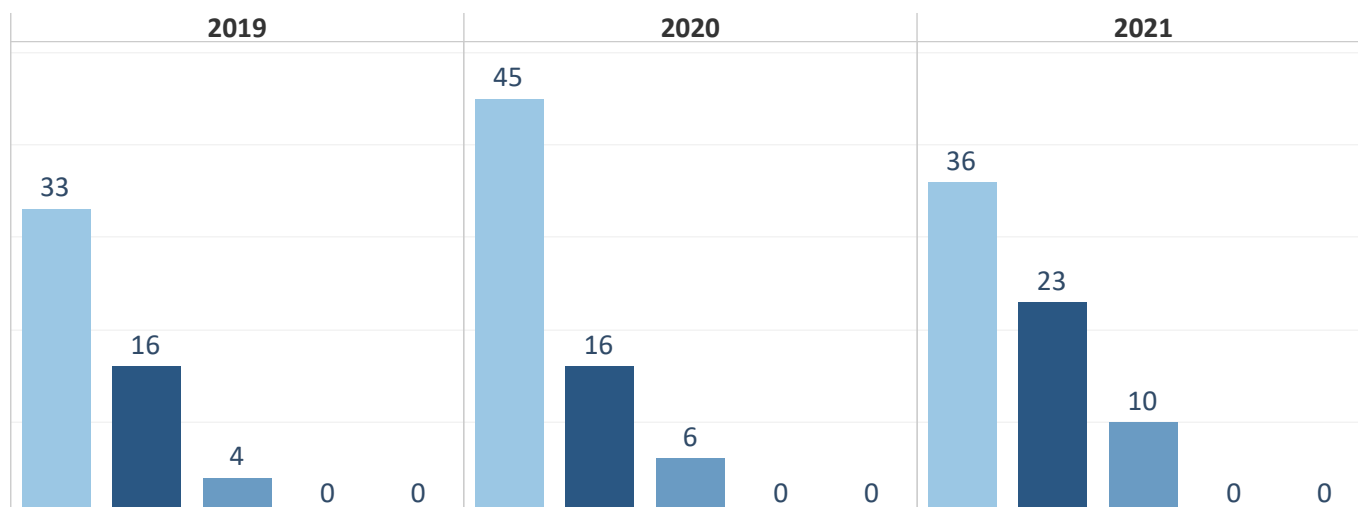
Major procedural steps in processing applications



	2019	2020	2021
Applications allocated to a judicial formation	712	615	698
Applications communicated to the Government	44	55	111
Applications declared inadmissible or struck out	711	673	637
Applications decided by a judgment	16	33	45

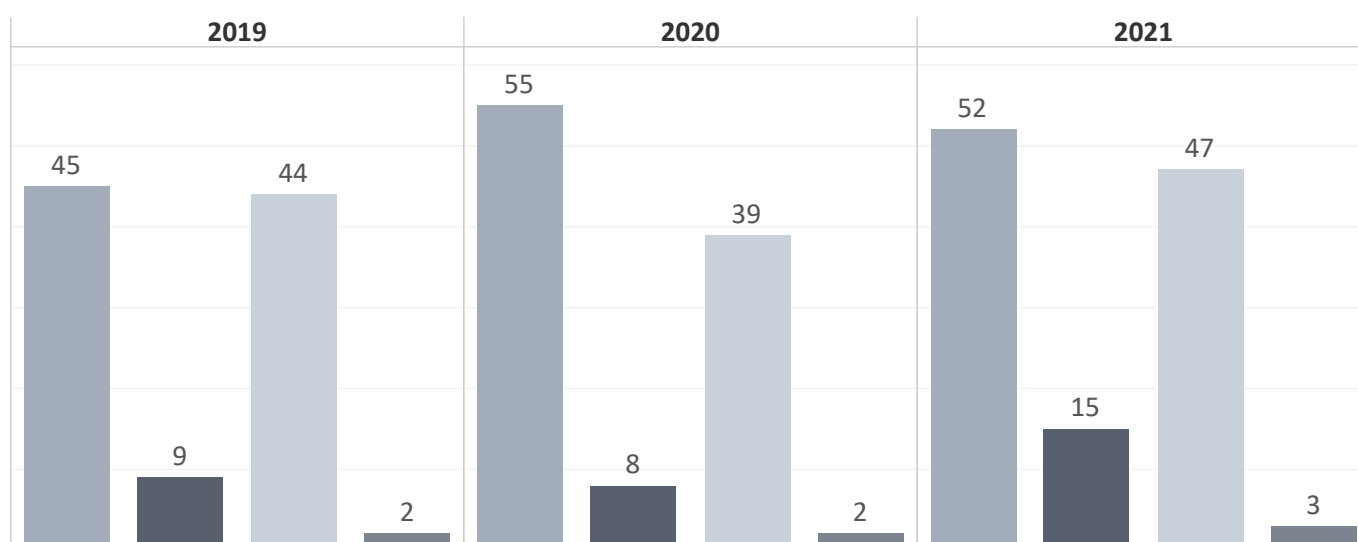
Cyprus

The Court's caseload by stage of proceedings and decision body on 31 December of the corresponding year



	2019	2020	2021
Chamber and Committee - awaiting first examination (cat. I-V)	33	45	36
Communicated	16	16	23
Single Judge and Committee (cat. VI - VII)	4	6	10
Pending Government action	0	0	0
Admissible	0	0	0
Total pending	53	67	69

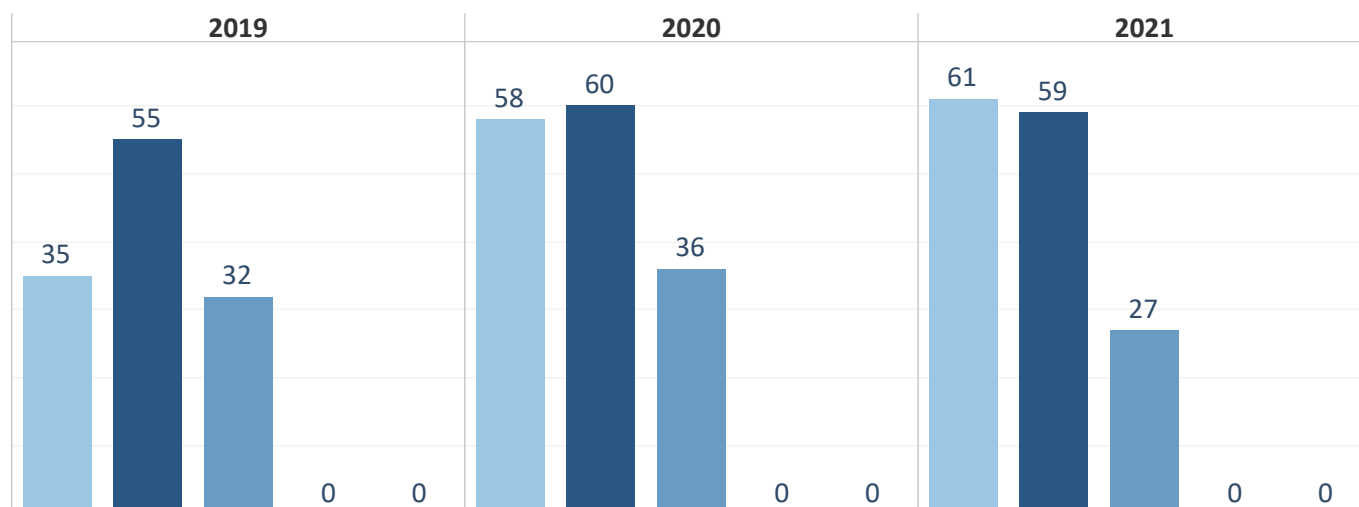
Major procedural steps in processing applications



	2019	2020	2021
Applications allocated to a judicial formation	45	55	52
Applications communicated to the Government	9	8	15
Applications declared inadmissible or struck out	44	39	47
Applications decided by a judgment	2	2	3

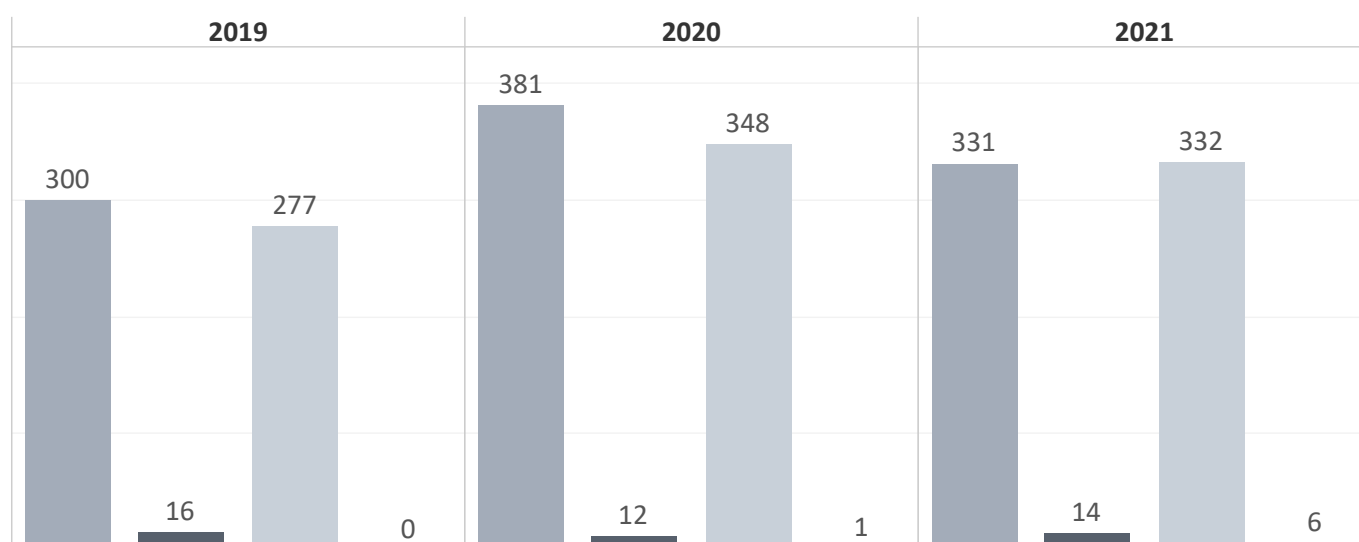
Czech Republic

The Court's caseload by stage of proceedings and decision body on 31 December of the corresponding year



	2019	2020	2021
Chamber and Committee - awaiting first examination (cat. I-V)	35	58	61
Communicated	55	60	59
Single Judge and Committee (cat. VI - VII)	32	36	27
Pending Government action	0	0	0
Admissible	0	0	0
Total pending	122	154	147

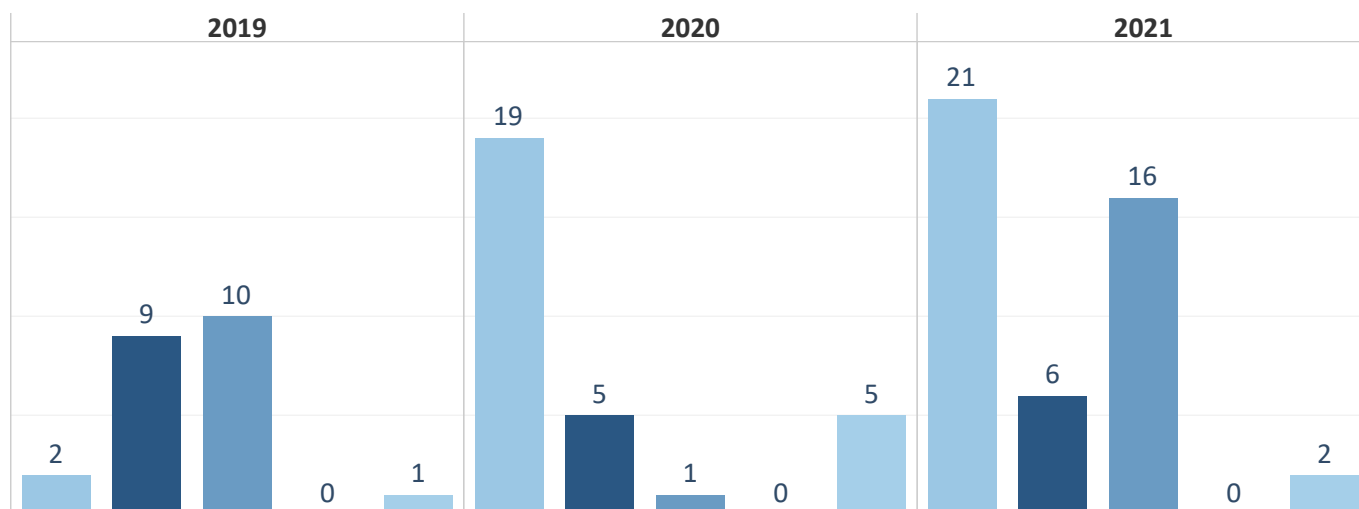
Major procedural steps in processing applications



	2019	2020	2021
Applications allocated to a judicial formation	300	381	331
Applications communicated to the Government	16	12	14
Applications declared inadmissible or struck out	277	348	332
Applications decided by a judgment	0	1	6

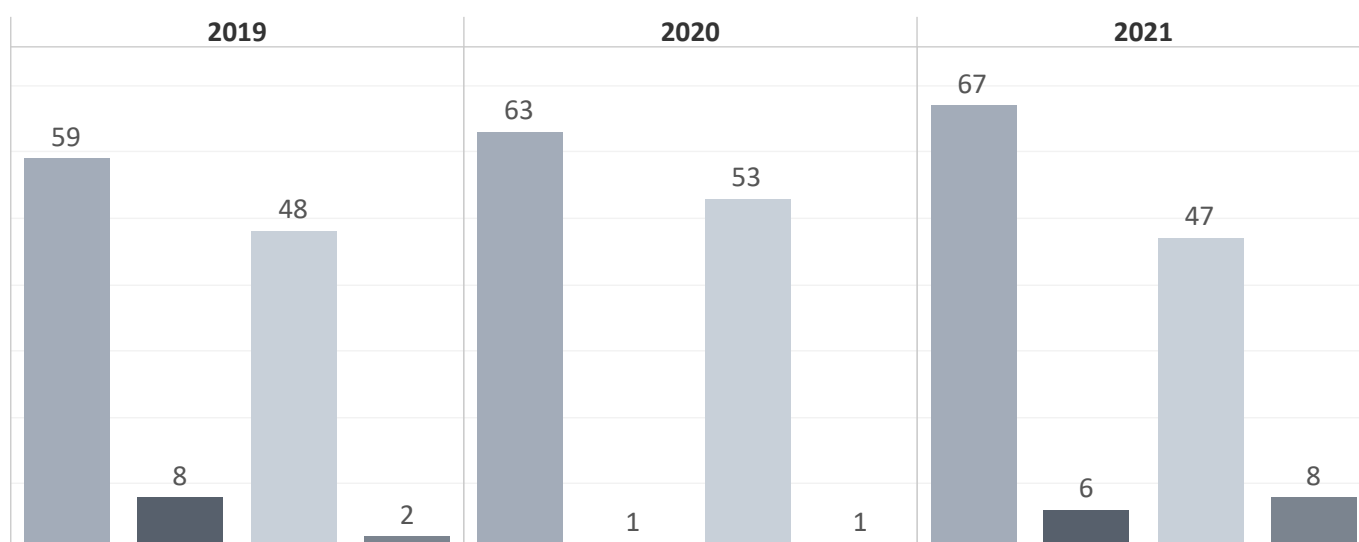
Denmark

**The Court's caseload by stage of proceedings and decision body
on 31 December of the corresponding year**



	2019	2020	2021
Chamber and Committee - awaiting first examination (cat. I-V)	2	19	21
Communicated	9	5	6
Single Judge and Committee (cat. VI - VII)	10	1	16
Pending Government action	0	0	0
Admissible	1	5	2
Total pending	22	30	45

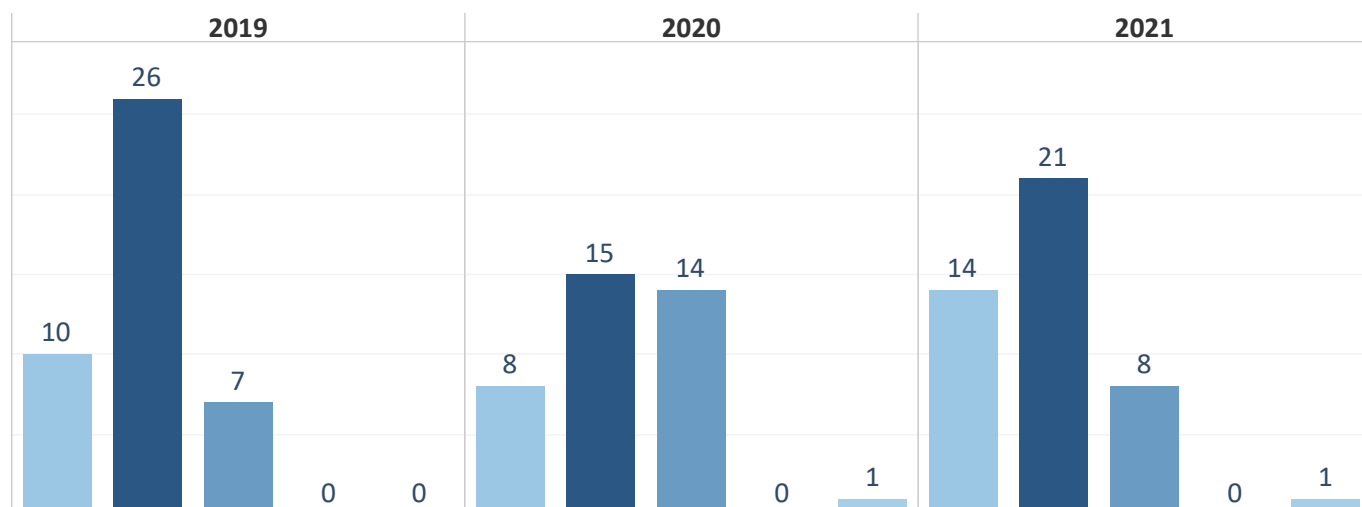
Major procedural steps in processing applications



	2019	2020	2021
Applications allocated to a judicial formation	59	63	67
Applications communicated to the Government	8	1	6
Applications declared inadmissible or struck out	48	53	47
Applications decided by a judgment	2	1	8

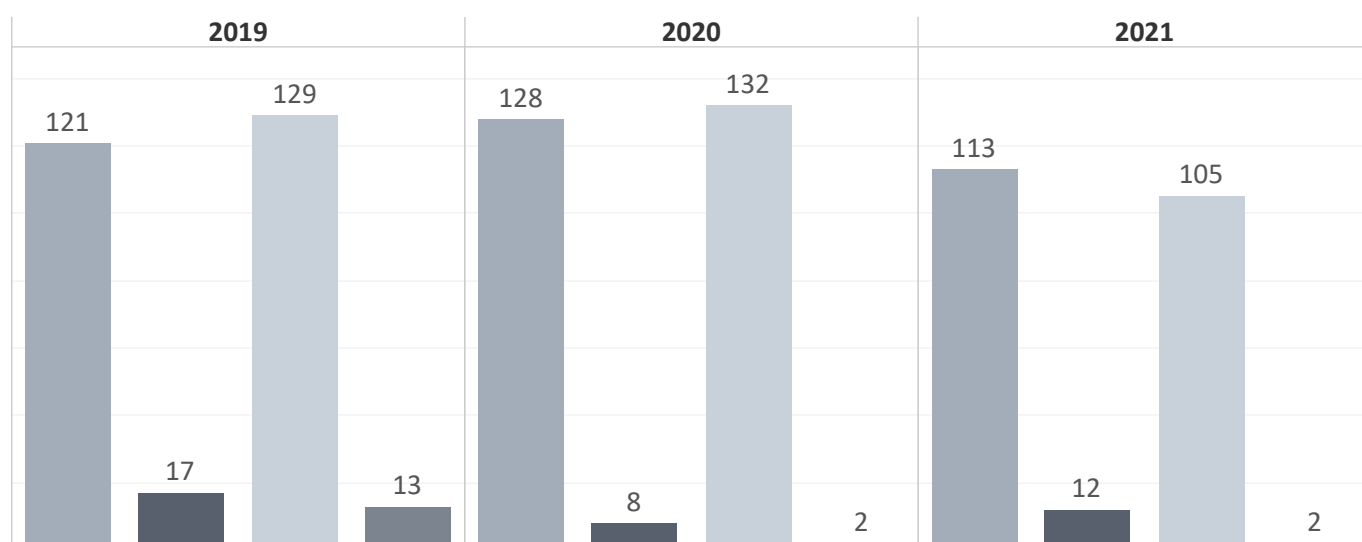
Estonia

The Court's caseload by stage of proceedings and decision body on 31 December of the corresponding year



	2019	2020	2021
Chamber and Committee - awaiting first examination (cat. I-V)	10	8	14
Communicated	26	15	21
Single Judge and Committee (cat. VI - VII)	7	14	8
Pending Government action	0	0	0
Admissible	0	1	1
Total pending	43	38	44

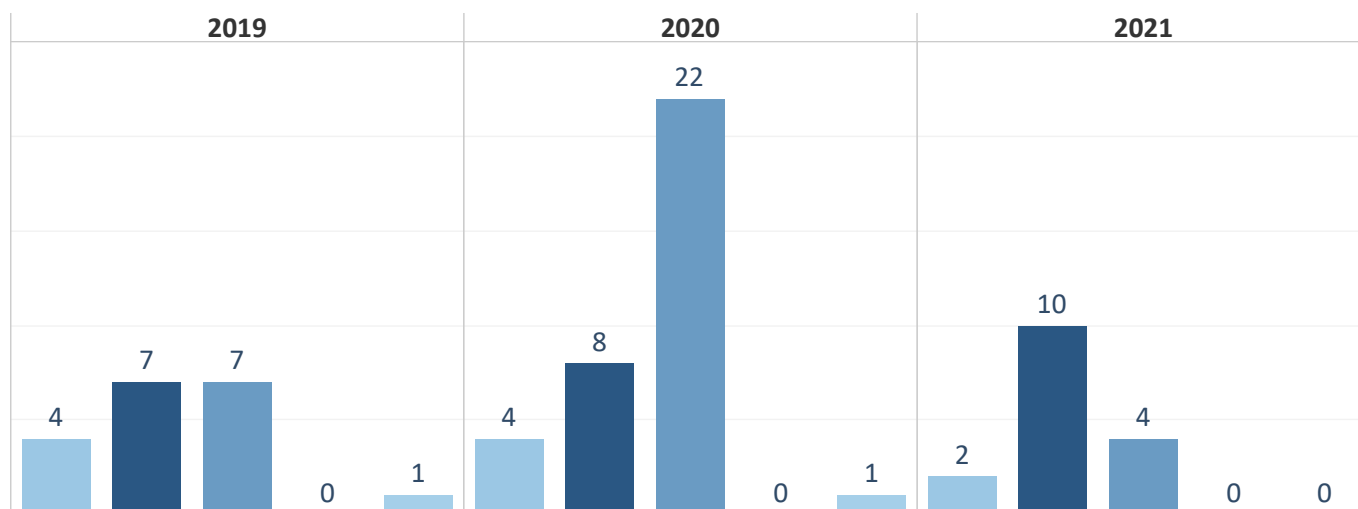
Major procedural steps in processing applications



	2019	2020	2021
Applications allocated to a judicial formation	121	128	113
Applications communicated to the Government	17	8	12
Applications declared inadmissible or struck out	129	132	105
Applications decided by a judgment	13	2	2

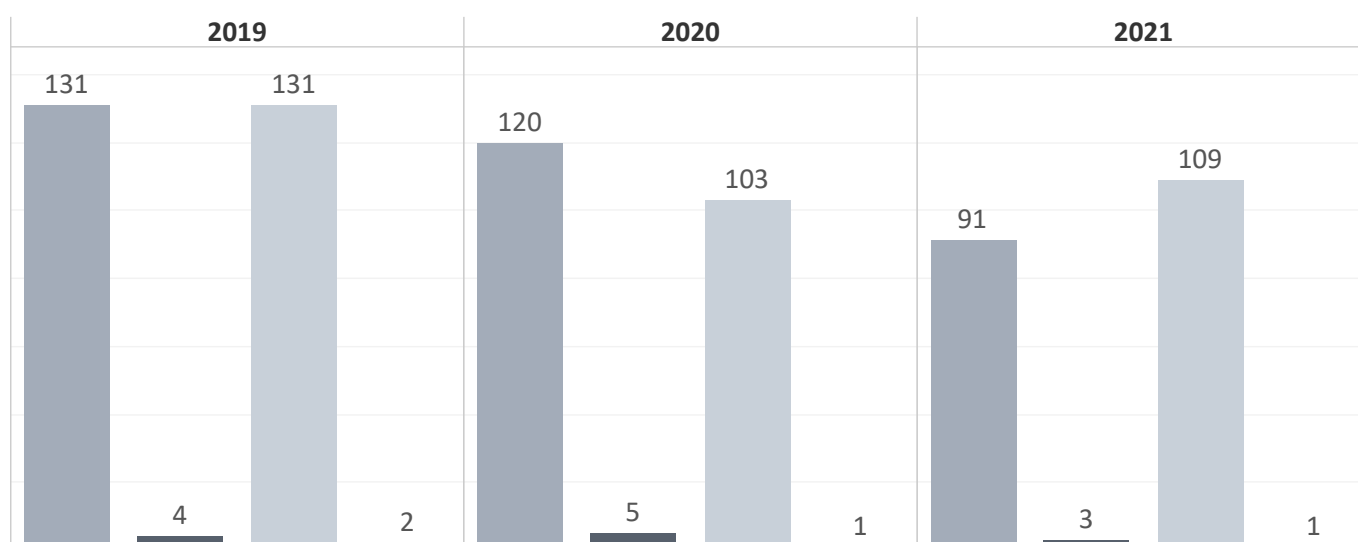
Finland

The Court's caseload by stage of proceedings and decision body on 31 December of the corresponding year



	2019	2020	2021
Chamber and Committee - awaiting first examination (cat. I-V)	4	4	2
Communicated	7	8	10
Single Judge and Committee (cat. VI - VII)	7	22	4
Pending Government action	0	0	0
Admissible	1	1	0
Total pending	19	35	16

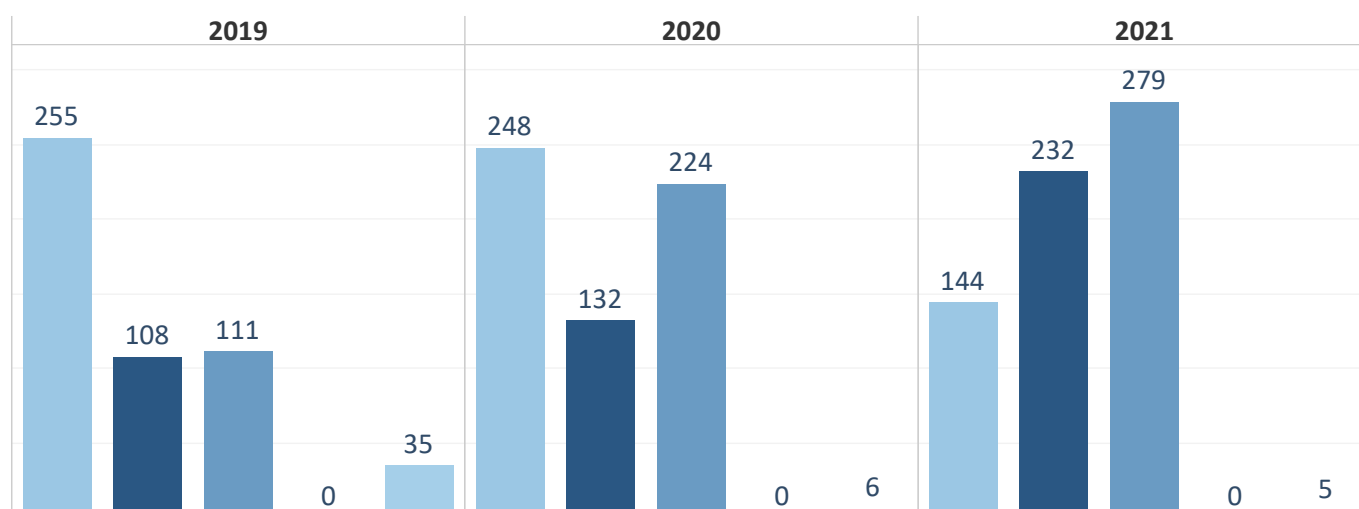
Major procedural steps in processing applications



	2019	2020	2021
Applications allocated to a judicial formation	131	120	91
Applications communicated to the Government	4	5	3
Applications declared inadmissible or struck out	131	103	109
Applications decided by a judgment	2	1	1

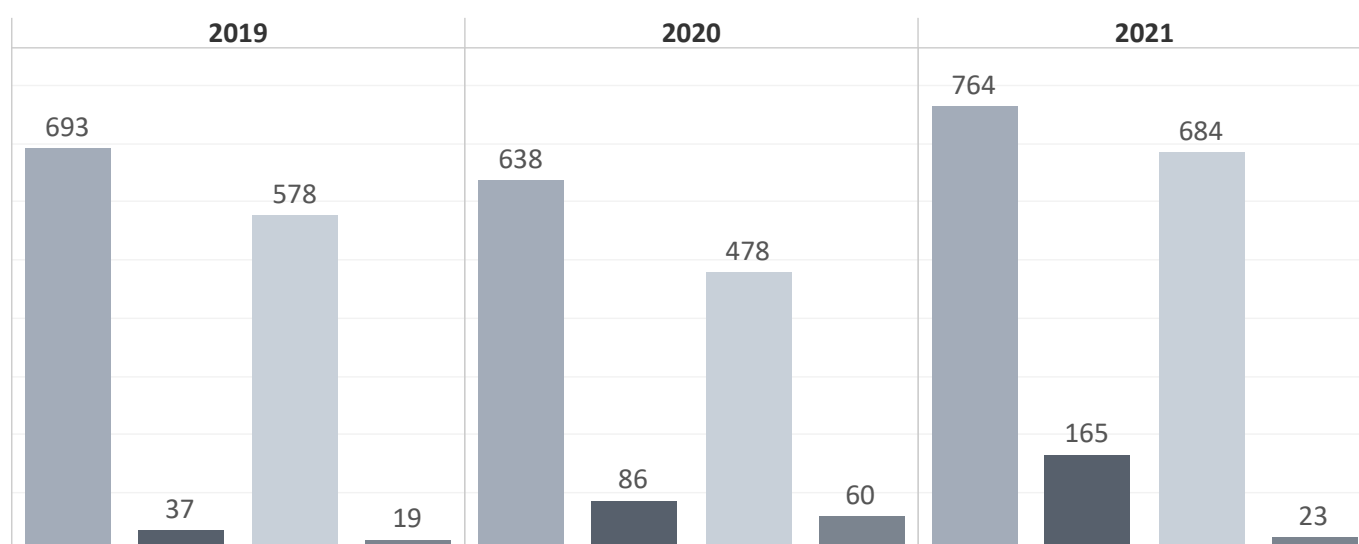
France

The Court's caseload by stage of proceedings and decision body on 31 December of the corresponding year



	2019	2020	2021
Chamber and Committee - awaiting first examination (cat. I-V)	255	248	144
Communicated	108	132	232
Single Judge and Committee (cat. VI - VII)	111	224	279
Pending Government action	0	0	0
Admissible	35	6	5
Total pending	509	610	660

Major procedural steps in processing applications

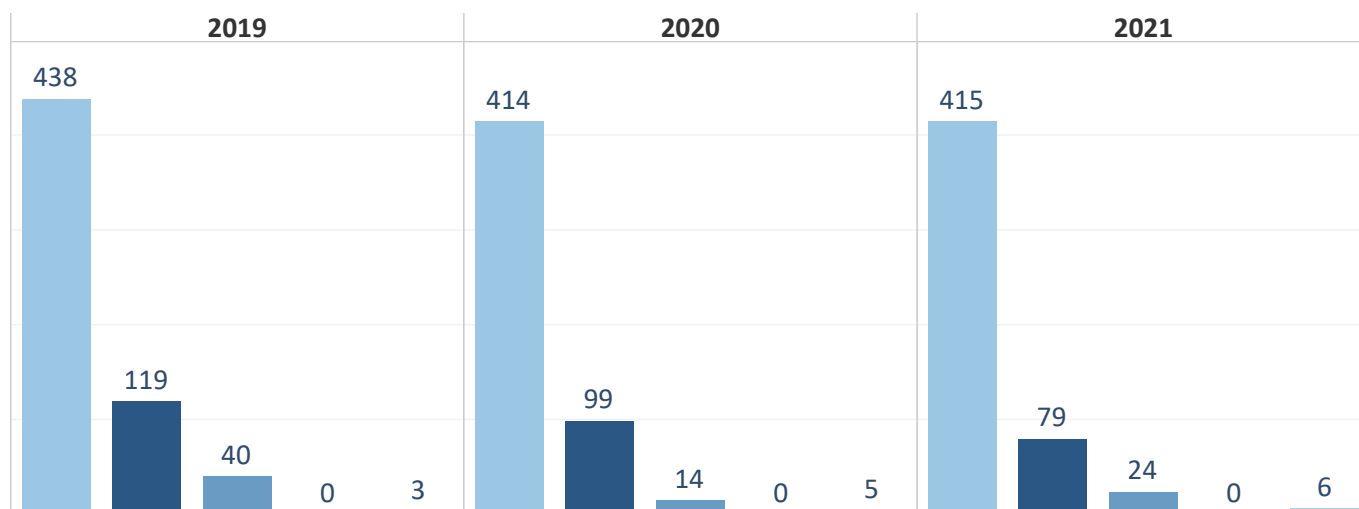


	2019	2020	2021 ¹
Applications allocated to a judicial formation	693	638	764
Applications communicated to the Government	37	86	165
Applications declared inadmissible or struck out	578	478	684
Applications decided by a judgment	19	60	23

¹ These figures do not include the 18,000 files against France referred to in *Zambrano v. France* (dec.), no. 41994/21, 21 September 2021

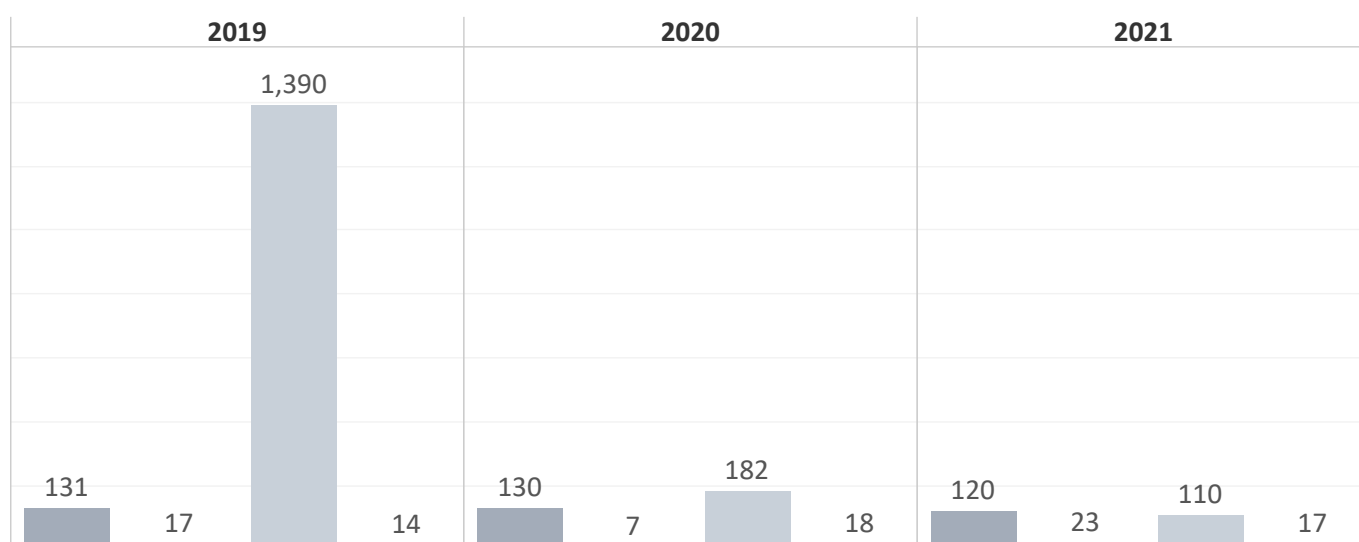
Georgia

The Court's caseload by stage of proceedings and decision body on 31 December of the corresponding year



	2019	2020	2021
Chamber and Committee - awaiting first examination (cat. I-V)	438	414	415
Communicated	119	99	79
Single Judge and Committee (cat. VI - VII)	40	14	24
Pending Government action	0	0	0
Admissible	3	5	6
Total pending	600	532	524

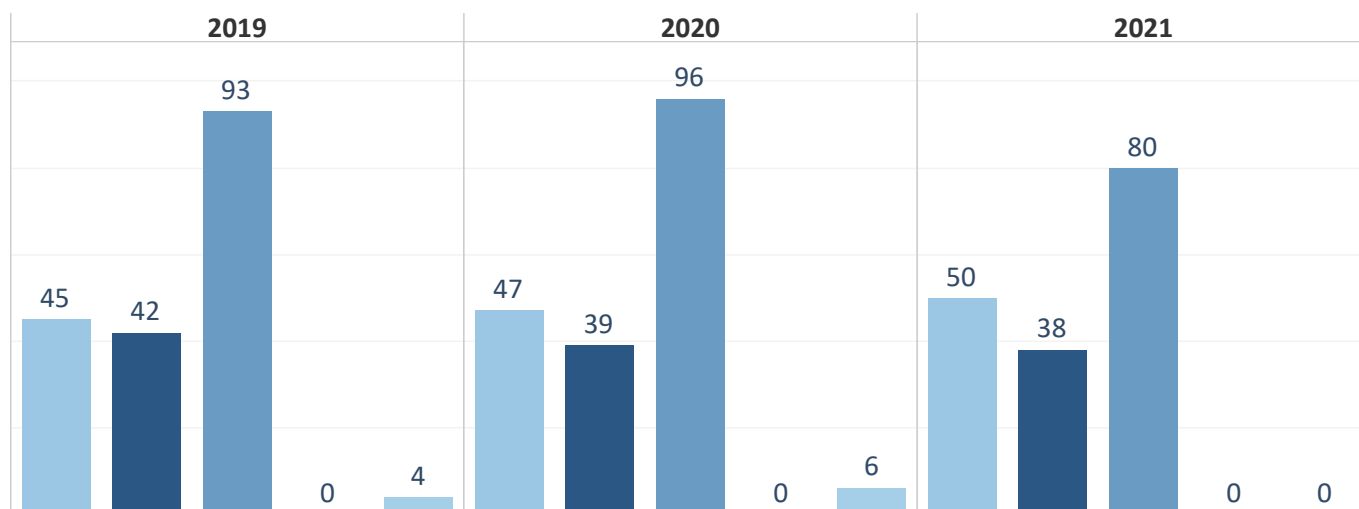
Major procedural steps in processing applications



	2019	2020	2021
Applications allocated to a judicial formation	131	130	120
Applications communicated to the Government	17	7	23
Applications declared inadmissible or struck out	1,390	182	110
Applications decided by a judgment	14	18	17

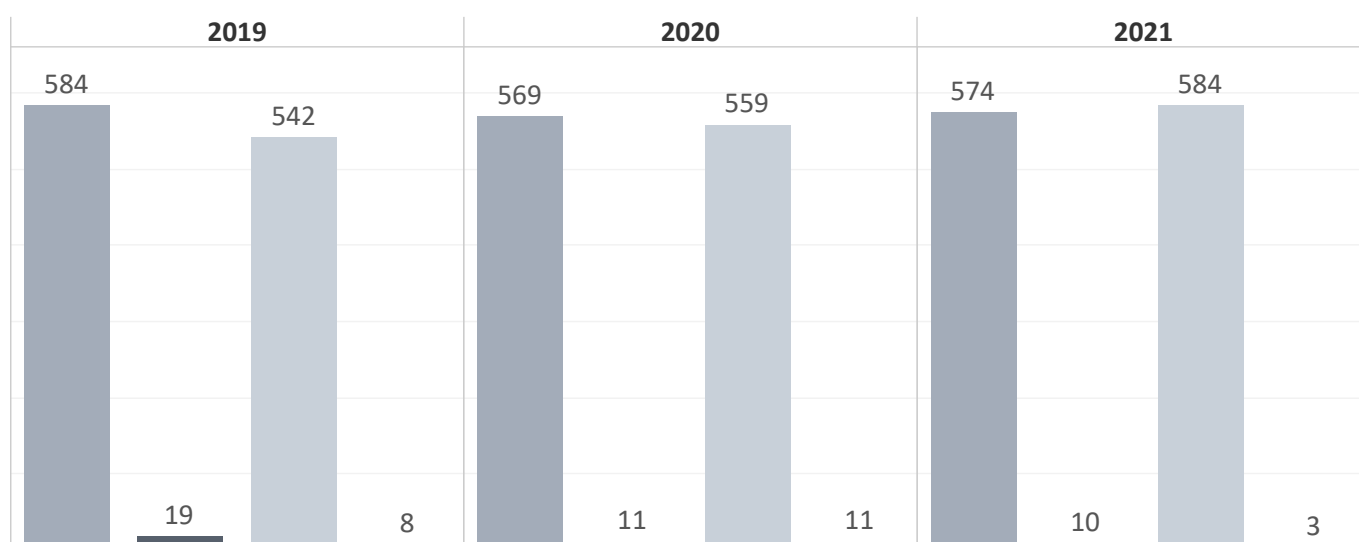
Germany

The Court's caseload by stage of proceedings and decision body on 31 December of the corresponding year



	2019	2020	2021
Chamber and Committee - awaiting first examination (cat. I-V)	45	47	50
Communicated	42	39	38
Single Judge and Committee (cat. VI - VII)	93	96	80
Pending Government action	0	0	0
Admissible	4	6	0
Total pending	184	188	168

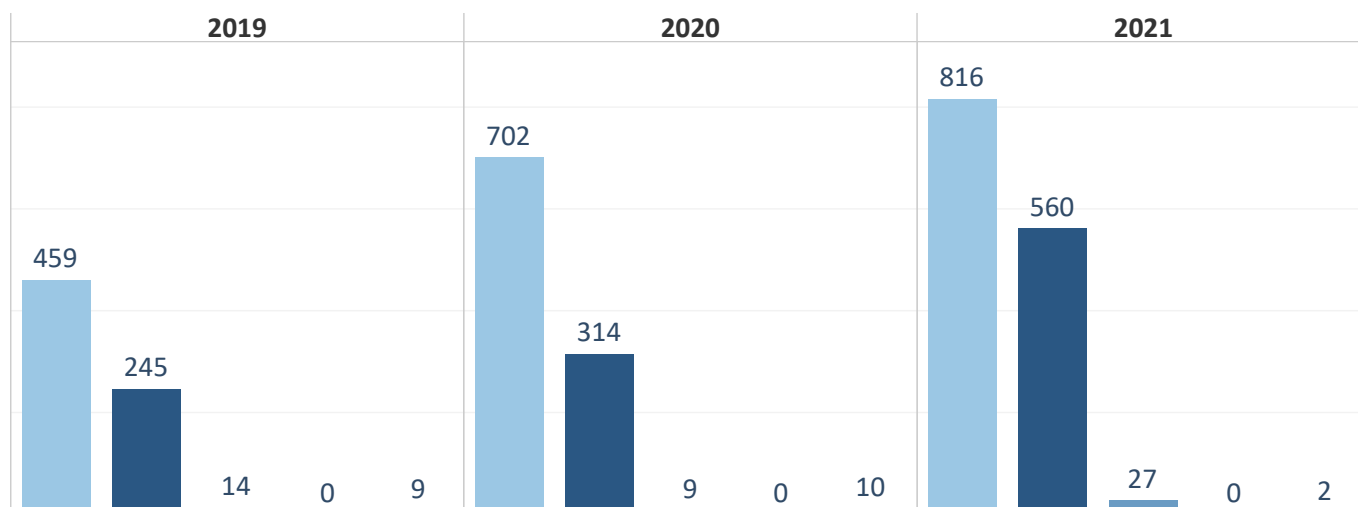
Major procedural steps in processing applications



	2019	2020	2021
Applications allocated to a judicial formation	584	569	574
Applications communicated to the Government	19	11	10
Applications declared inadmissible or struck out	542	559	584
Applications decided by a judgment	8	11	3

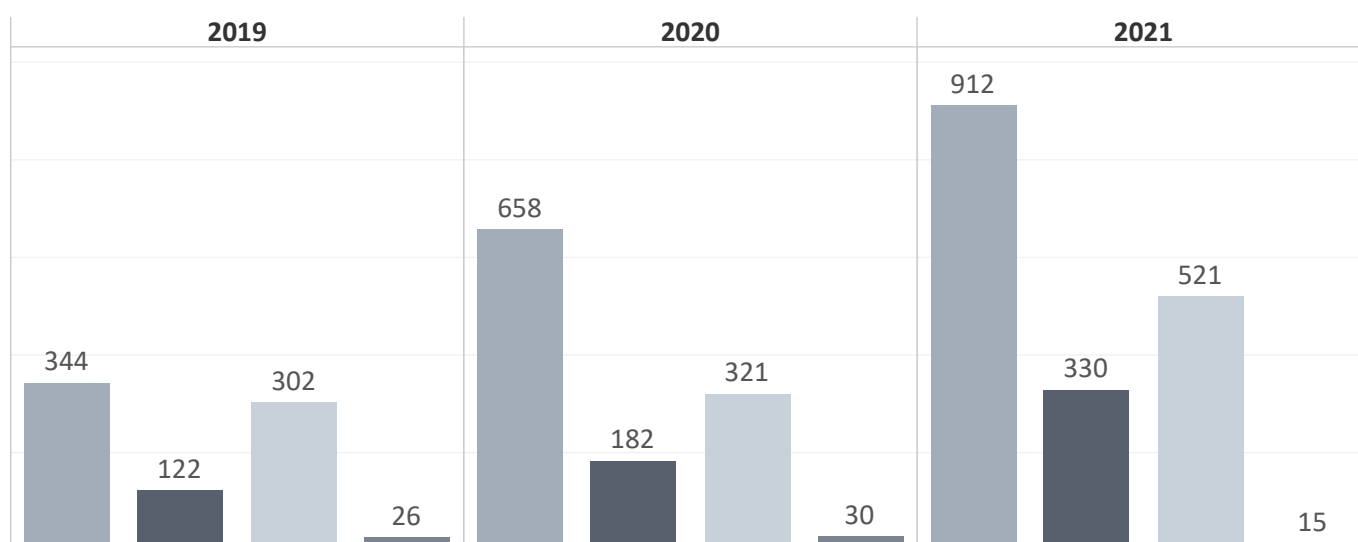
Greece

The Court's caseload by stage of proceedings and decision body on 31 December of the corresponding year



	2019	2020	2021
Chamber and Committee - awaiting first examination (cat. I-V)	459	702	816
Communicated	245	314	560
Single Judge and Committee (cat. VI - VII)	14	9	27
Pending Government action	0	0	0
Admissible	9	10	2
Total pending	727	1,035	1,405

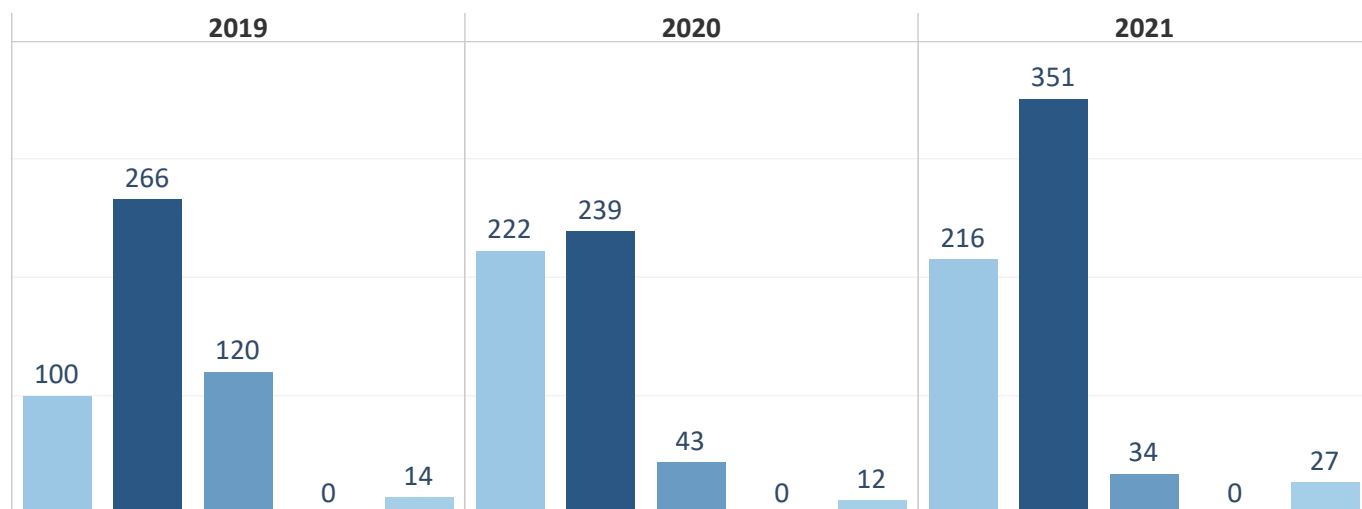
Major procedural steps in processing applications



	2019	2020	2021
Applications allocated to a judicial formation	344	658	912
Applications communicated to the Government	122	182	330
Applications declared inadmissible or struck out	302	321	521
Applications decided by a judgment	26	30	15

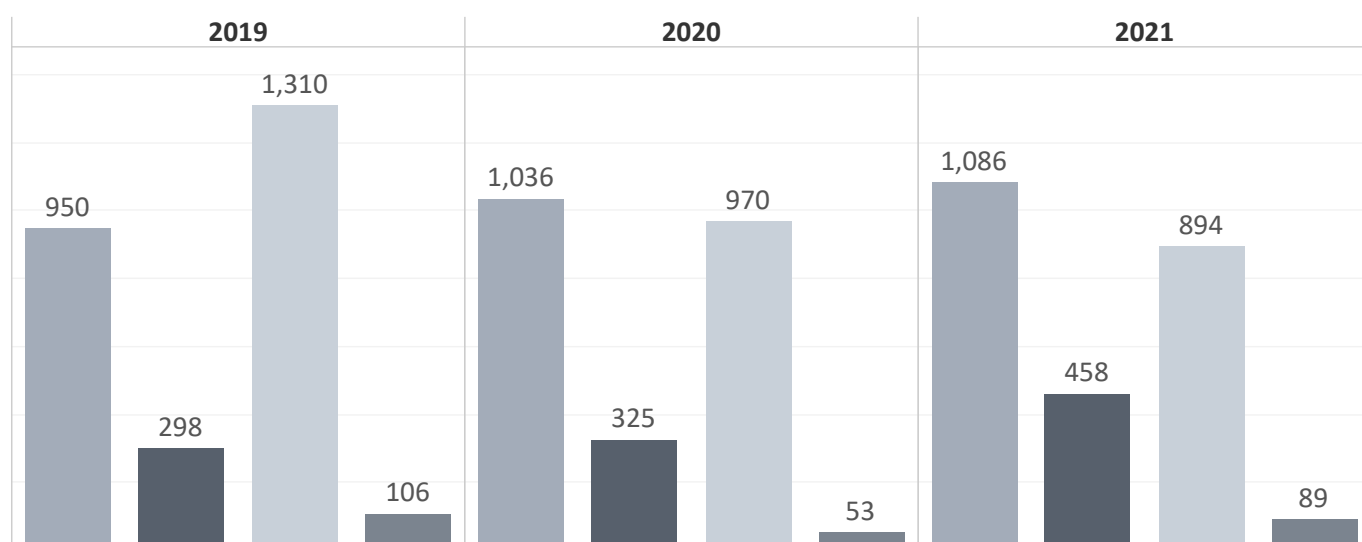
Hungary

The Court's caseload by stage of proceedings and decision body on 31 December of the corresponding year



	2019	2020	2021
Chamber and Committee - awaiting first examination (cat. I-V)	100	222	216
Communicated	266	239	351
Single Judge and Committee (cat. VI - VII)	120	43	34
Pending Government action	0	0	0
Admissible	14	12	27
Total pending	500	516	628

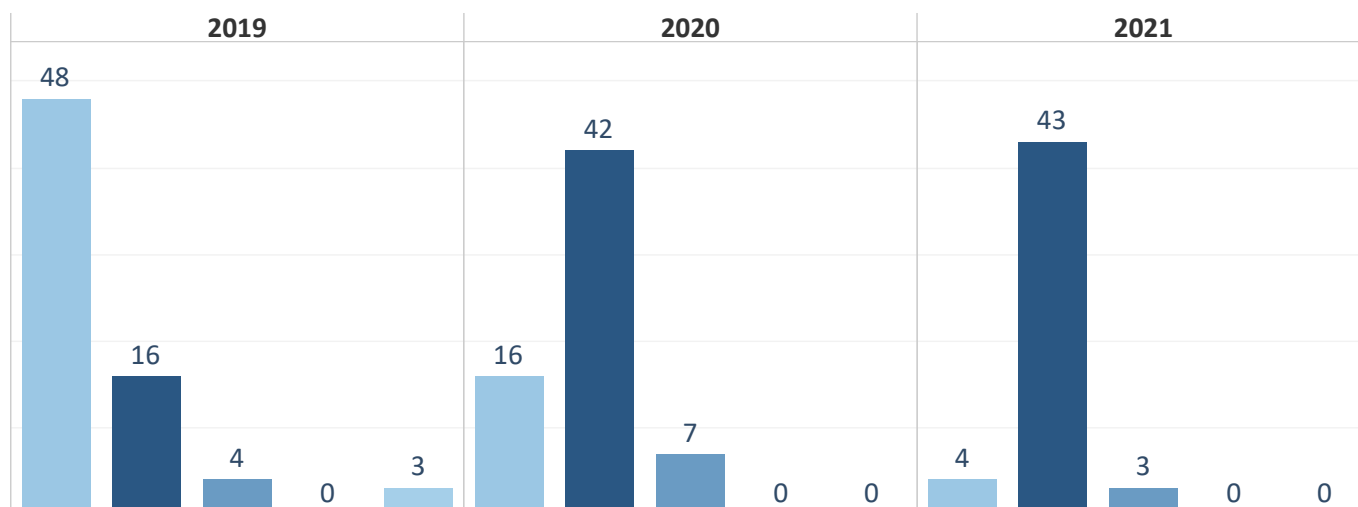
Major procedural steps in processing applications



	2019	2020	2021
Applications allocated to a judicial formation	950	1,036	1,086
Applications communicated to the Government	298	325	458
Applications declared inadmissible or struck out	1,310	970	894
Applications decided by a judgment	106	53	89

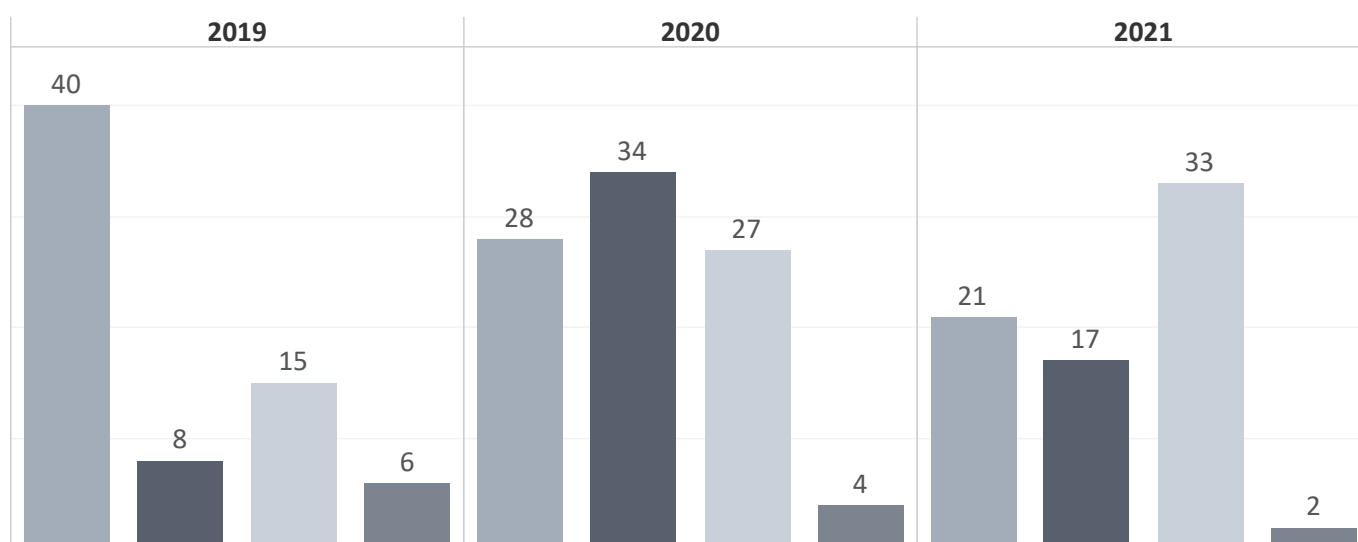
Iceland

The Court's caseload by stage of proceedings and decision body on 31 December of the corresponding year



	2019	2020	2021
Chamber and Committee - awaiting first examination (cat. I-V)	48	16	4
Communicated	16	42	43
Single Judge and Committee (cat. VI - VII)	4	7	3
Pending Government action	0	0	0
Admissible	3	0	0
Total pending	71	65	50

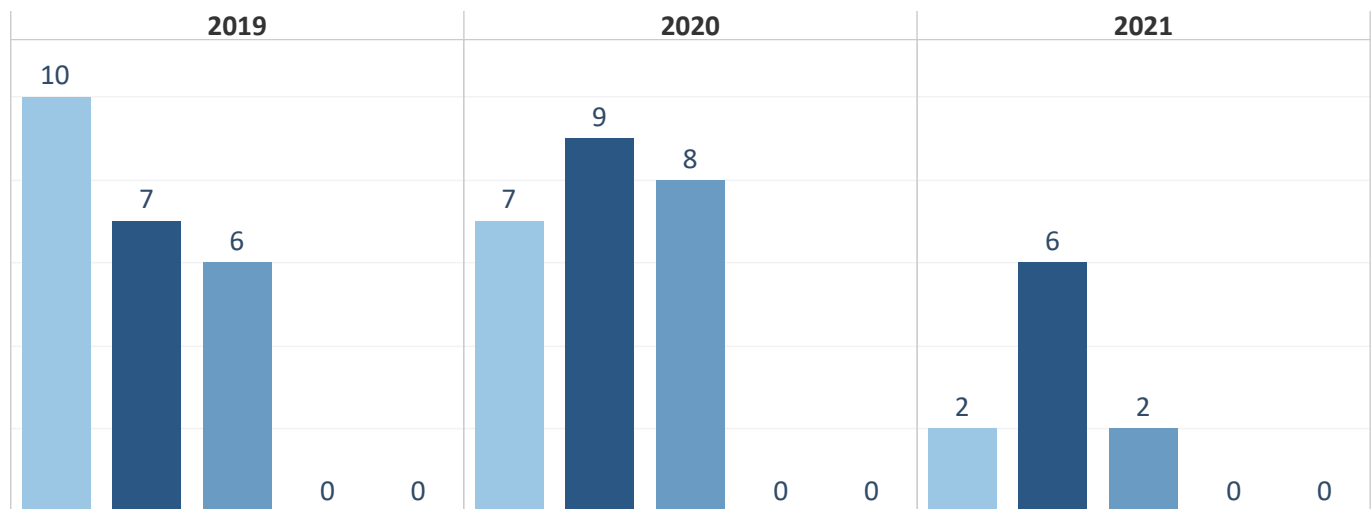
Major procedural steps in processing applications



	2019	2020	2021
Applications allocated to a judicial formation	40	28	21
Applications communicated to the Government	8	34	17
Applications declared inadmissible or struck out	15	27	33
Applications decided by a judgment	6	4	2

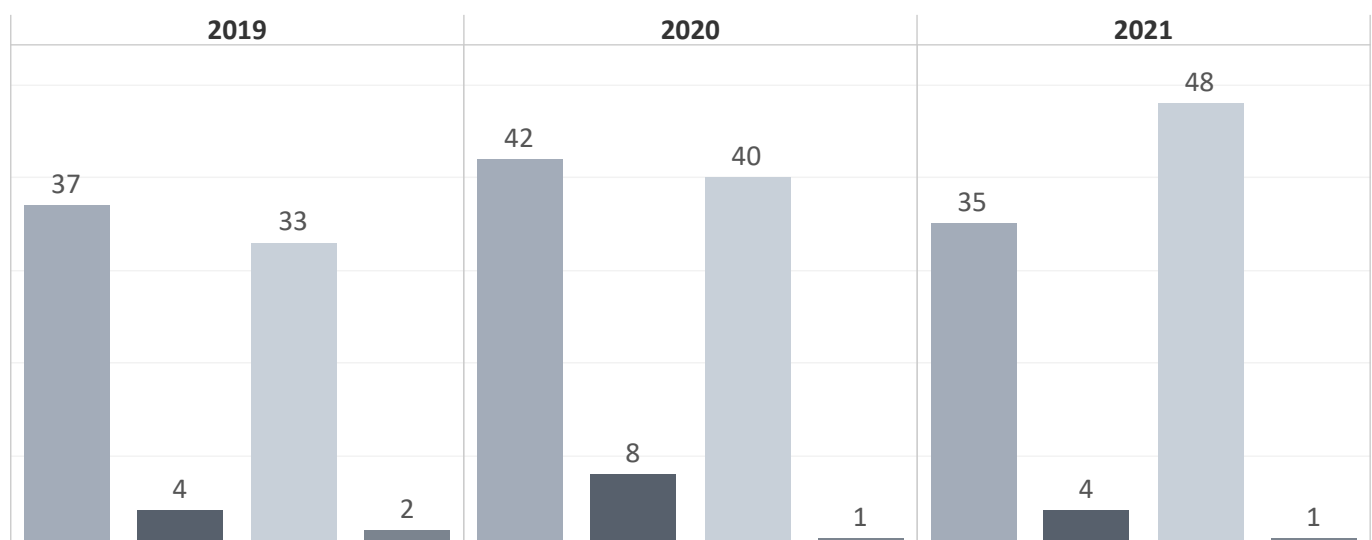
Ireland

**The Court's caseload by stage of proceedings and decision body
on 31 December of the corresponding year**



	2019	2020	2021
Chamber and Committee - awaiting first examination (cat. I-V)	10	7	2
Communicated	7	9	6
Single Judge and Committee (cat. VI - VII)	6	8	2
Pending Government action	0	0	0
Admissible	0	0	0
Total pending	23	24	10

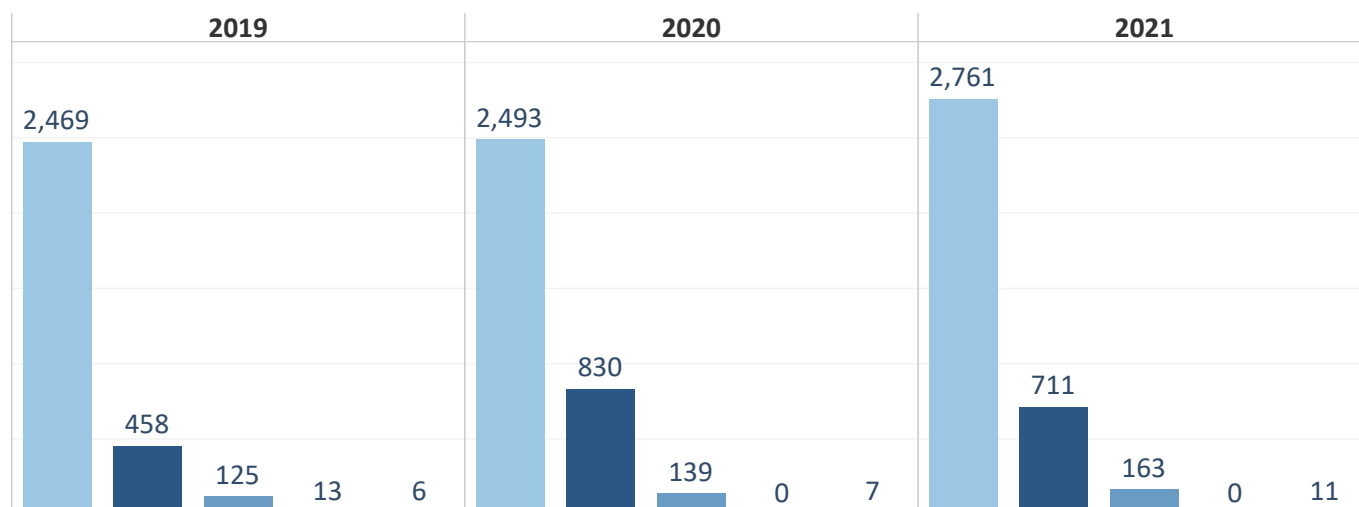
Major procedural steps in processing applications



	2019	2020	2021
Applications allocated to a judicial formation	37	42	35
Applications communicated to the Government	4	8	4
Applications declared inadmissible or struck out	33	40	48
Applications decided by a judgment	2	1	1

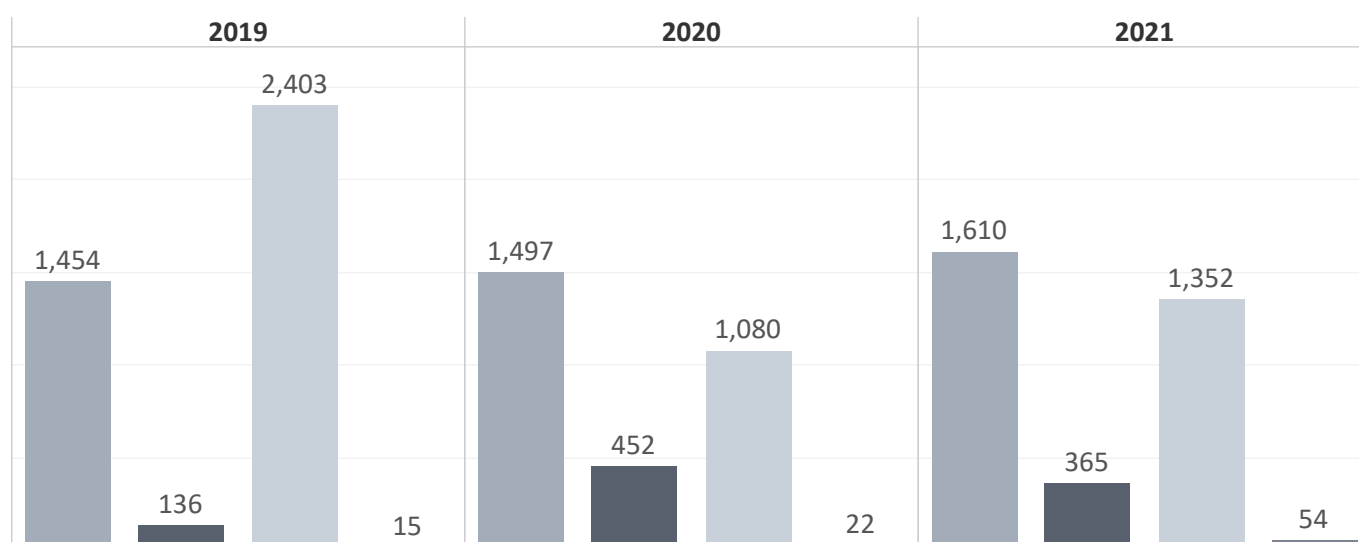
Italy

The Court's caseload by stage of proceedings and decision body on 31 December of the corresponding year



	2019	2020	2021
Chamber and Committee - awaiting first examination (cat. I-V)	2,469	2,493	2,761
Communicated	458	830	711
Single Judge and Committee (cat. VI - VII)	125	139	163
Pending Government action	13	0	0
Admissible	6	7	11
Total pending	3,071	3,469	3,646

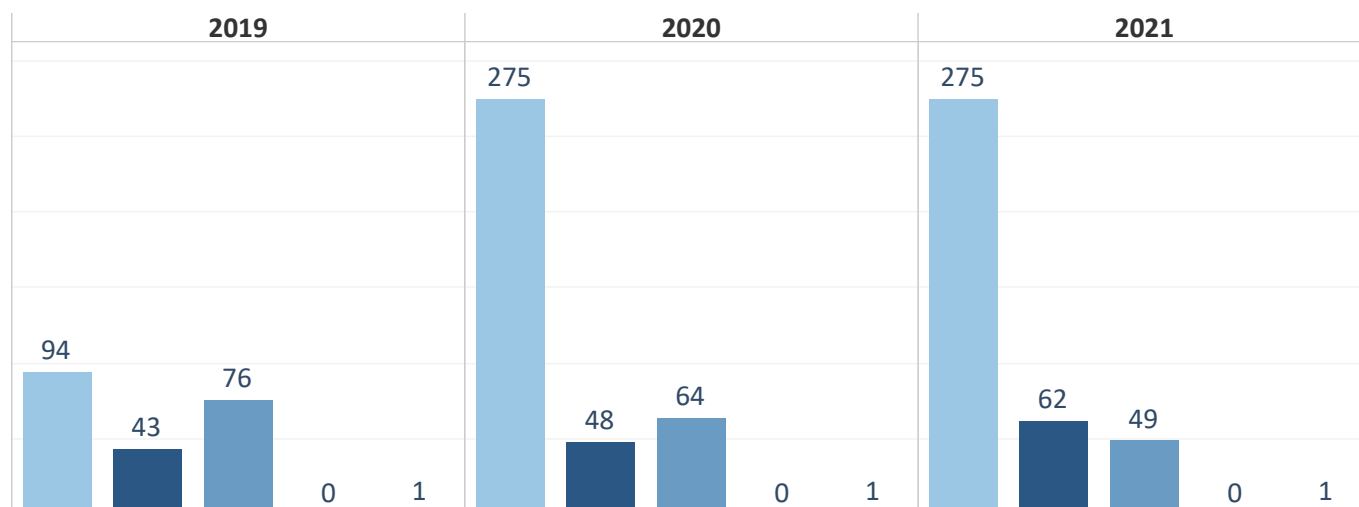
Major procedural steps in processing applications



	2019	2020	2021
Applications allocated to a judicial formation	1,454	1,497	1,610
Applications communicated to the Government	136	452	365
Applications declared inadmissible or struck out	2,403	1,080	1,352
Applications decided by a judgment	15	22	54

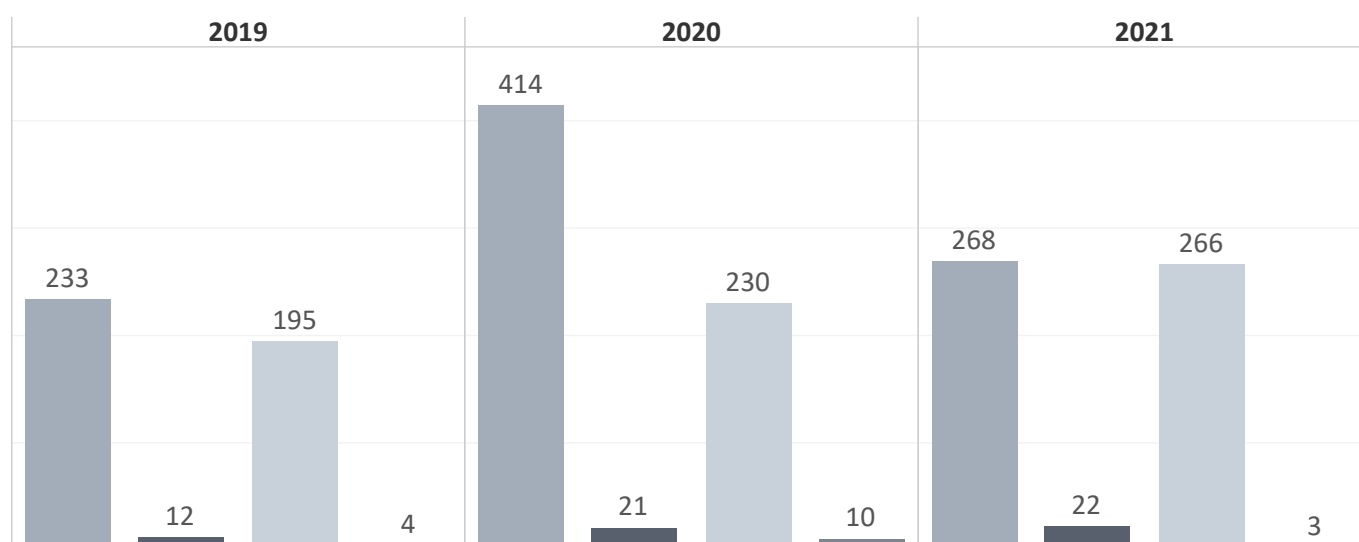
Latvia

The Court's caseload by stage of proceedings and decision body on 31 December of the corresponding year



	2019	2020	2021
Chamber and Committee - awaiting first examination (cat. I-V)	94	275	275
Communicated	43	48	62
Single Judge and Committee (cat. VI - VII)	76	64	49
Pending Government action	0	0	0
Admissible	1	1	1
Total pending	214	388	387

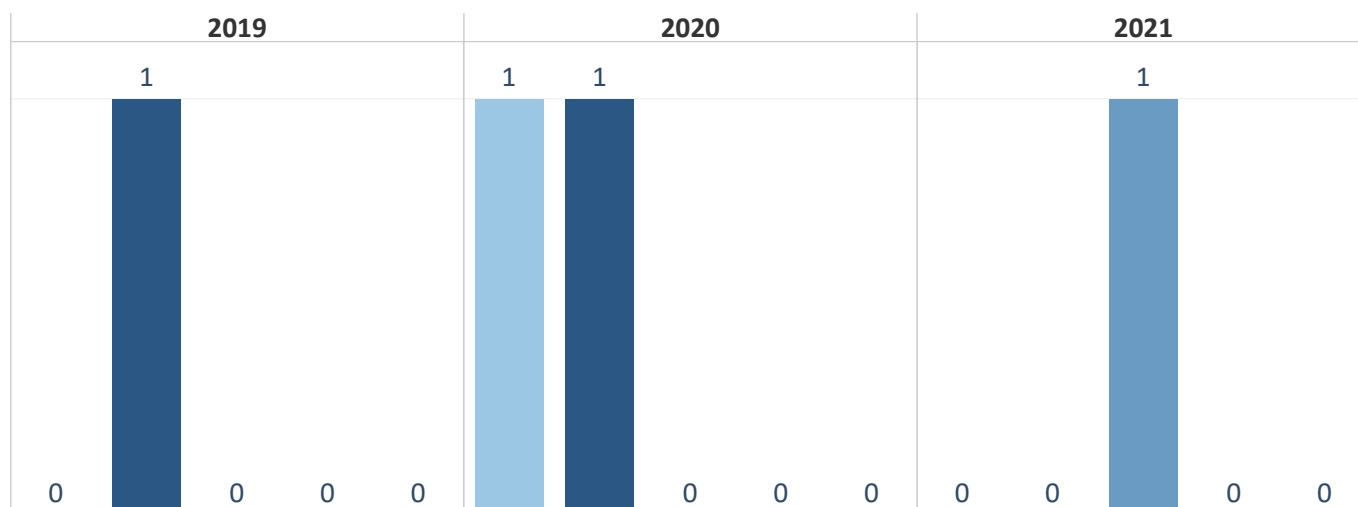
Major procedural steps in processing applications



	2019	2020	2021
Applications allocated to a judicial formation	233	414	268
Applications communicated to the Government	12	21	22
Applications declared inadmissible or struck out	195	230	266
Applications decided by a judgment	4	10	3

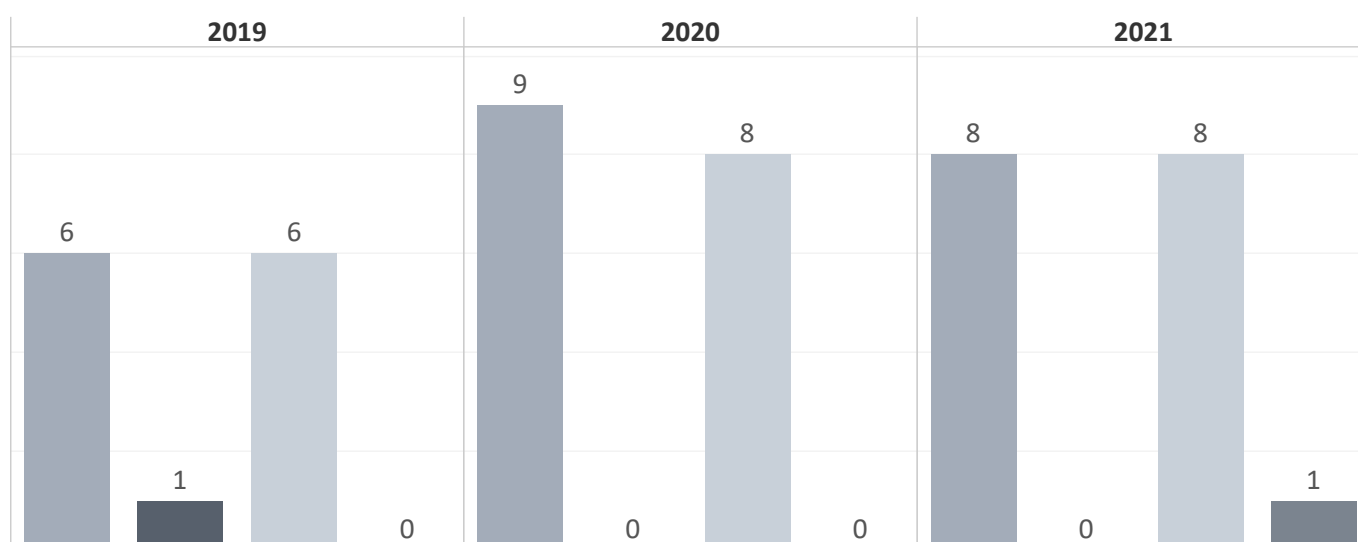
Liechtenstein

The Court's caseload by stage of proceedings and decision body
on 31 December of the corresponding year



	2019	2020	2021
Chamber and Committee - awaiting first examination (cat. I-V)	0	1	0
Communicated	1	1	0
Single Judge and Committee (cat. VI - VII)	0	0	1
Pending Government action	0	0	0
Admissible	0	0	0
Total pending	1	2	1

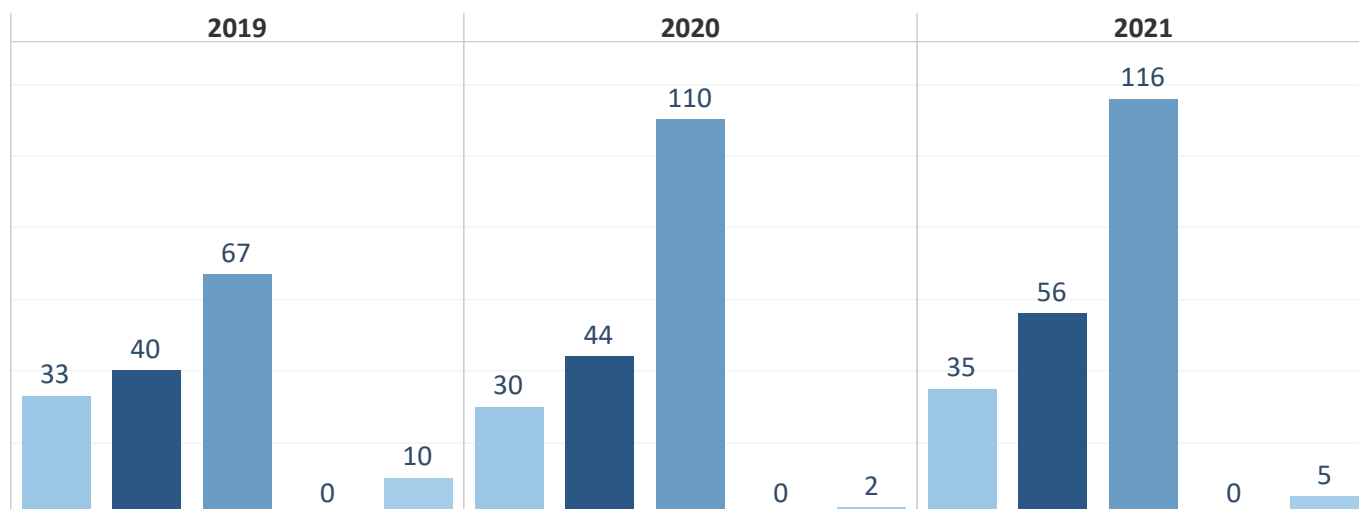
Major procedural steps in processing applications



	2019	2020	2021
Applications allocated to a judicial formation	6	9	8
Applications communicated to the Government	1	0	0
Applications declared inadmissible or struck out	6	8	8
Applications decided by a judgment	0	0	1

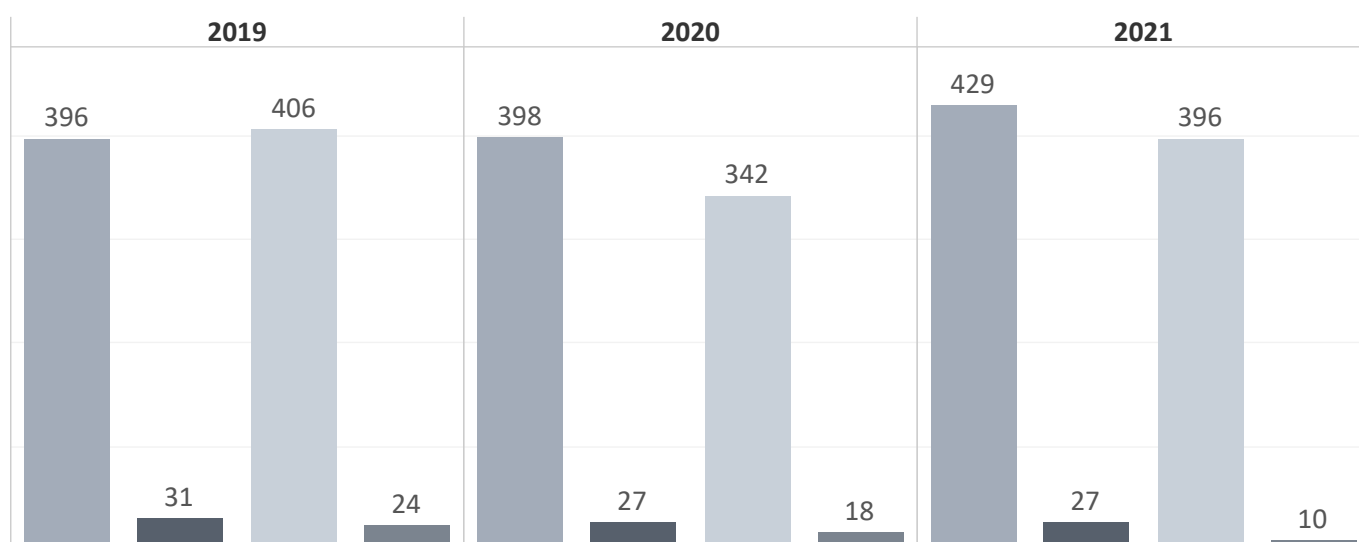
Lithuania

The Court's caseload by stage of proceedings and decision body on 31 December of the corresponding year



	2019	2020	2021
Chamber and Committee - awaiting first examination (cat. I-V)	33	30	35
Communicated	40	44	56
Single Judge and Committee (cat. VI - VII)	67	110	116
Pending Government action	0	0	0
Admissible	10	2	5
Total pending	150	186	212

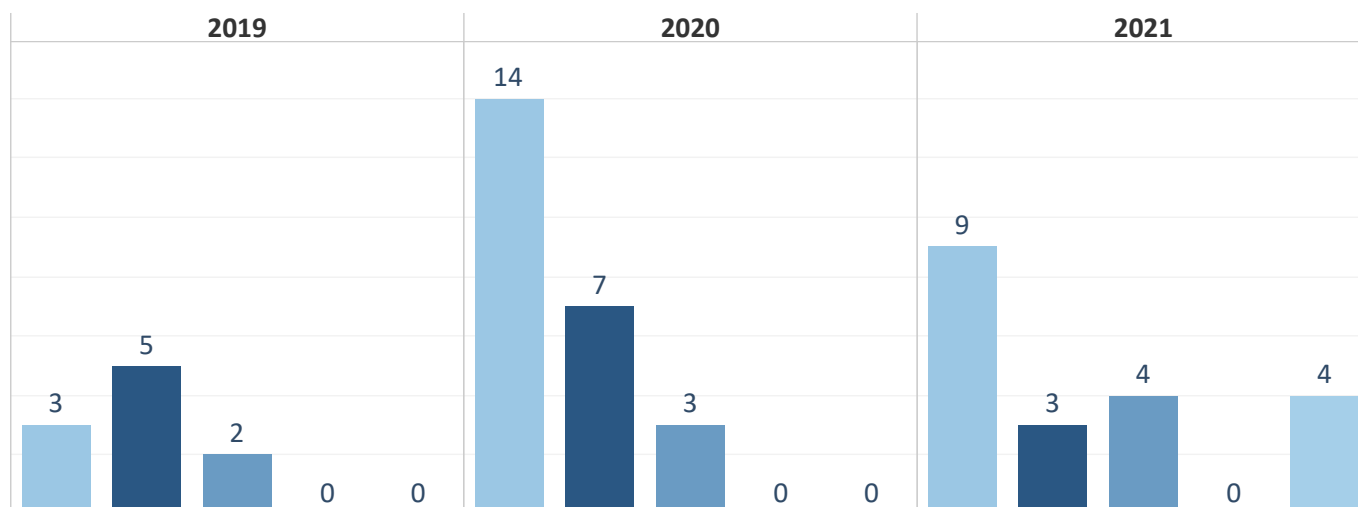
Major procedural steps in processing applications



	2019	2020	2021
Applications allocated to a judicial formation	396	398	429
Applications communicated to the Government	31	27	27
Applications declared inadmissible or struck out	406	342	396
Applications decided by a judgment	24	18	10

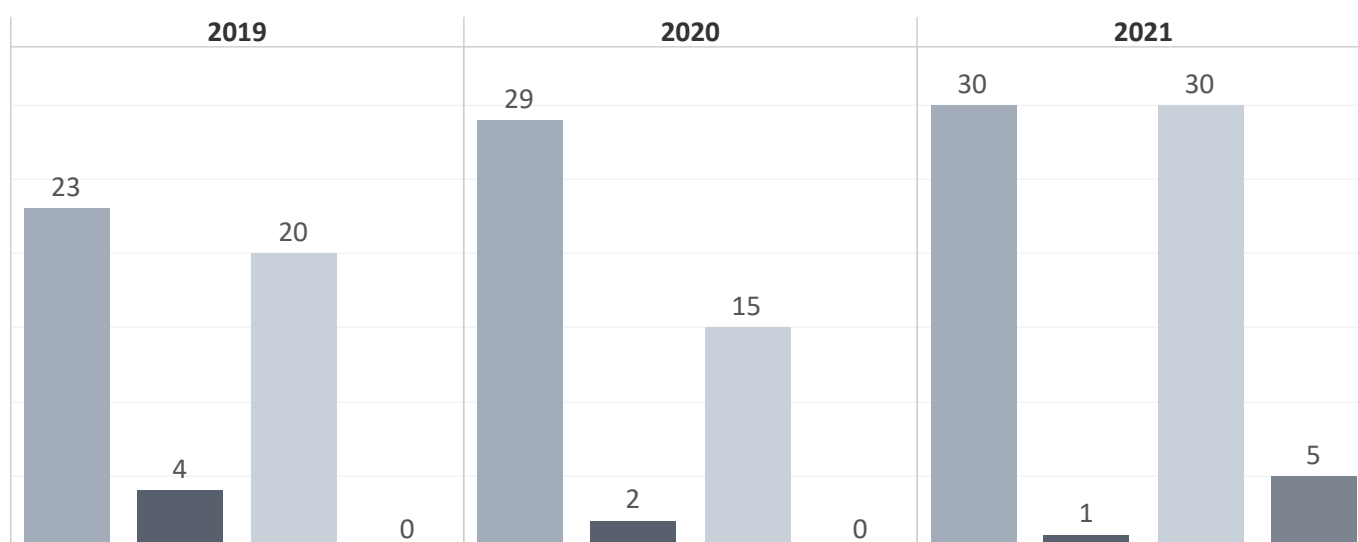
Luxembourg

The Court's caseload by stage of proceedings and decision body on 31 December of the corresponding year



	2019	2020	2021
Chamber and Committee - awaiting first examination (cat. I-V)	3	14	9
Communicated	5	7	3
Single Judge and Committee (cat. VI - VII)	2	3	4
Pending Government action	0	0	0
Admissible	0	0	4
Total pending	10	24	20

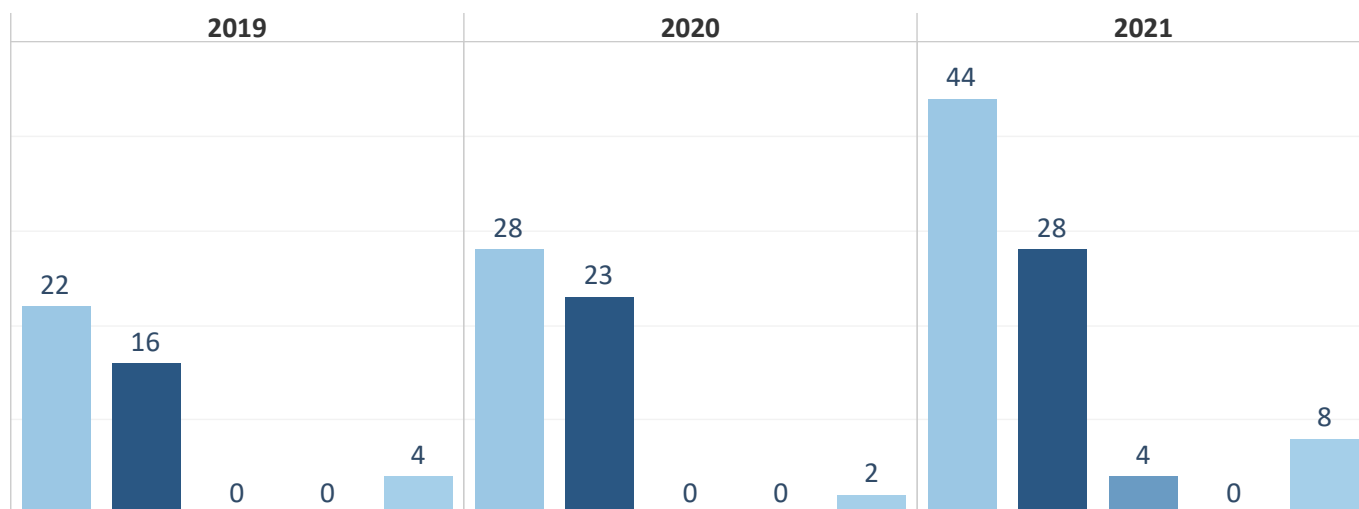
Major procedural steps in processing applications



	2019	2020	2021
Applications allocated to a judicial formation	23	29	30
Applications communicated to the Government	4	2	1
Applications declared inadmissible or struck out	20	15	30
Applications decided by a judgment	0	0	5

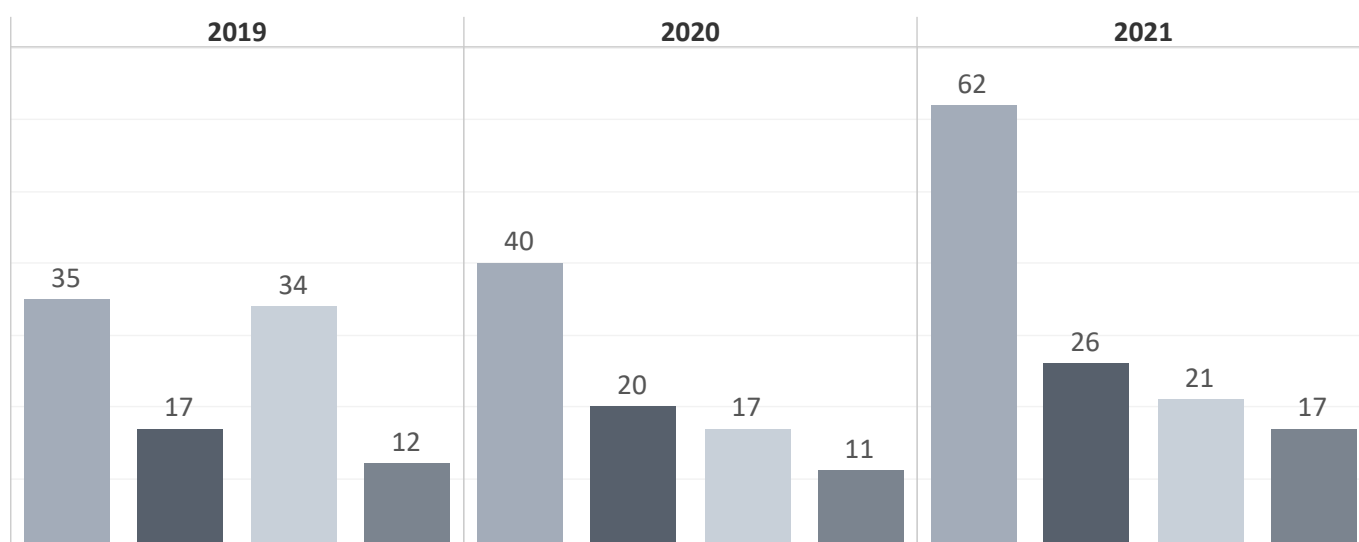
Malta

The Court's caseload by stage of proceedings and decision body on 31 December of the corresponding year



	2019	2020	2021
Chamber and Committee - awaiting first examination (cat. I-V)	22	28	44
Communicated	16	23	28
Single Judge and Committee (cat. VI - VII)	0	0	4
Pending Government action	0	0	0
Admissible	4	2	8
Total pending	42	53	84

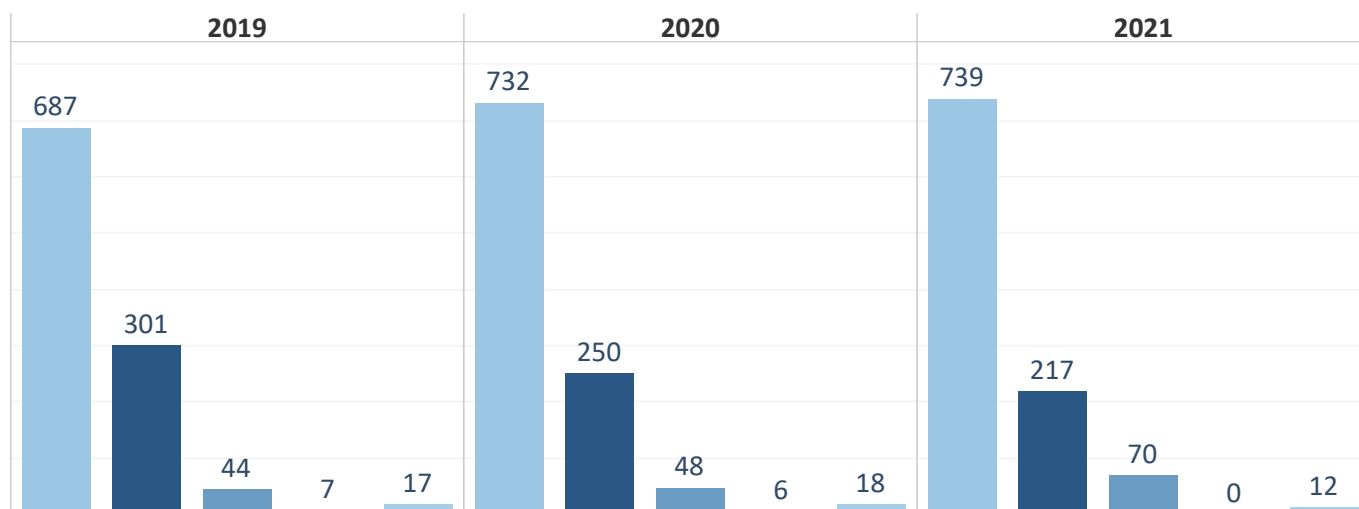
Major procedural steps in processing applications



	2019	2020	2021
Applications allocated to a judicial formation	35	40	62
Applications communicated to the Government	17	20	26
Applications declared inadmissible or struck out	34	17	21
Applications decided by a judgment	12	11	17

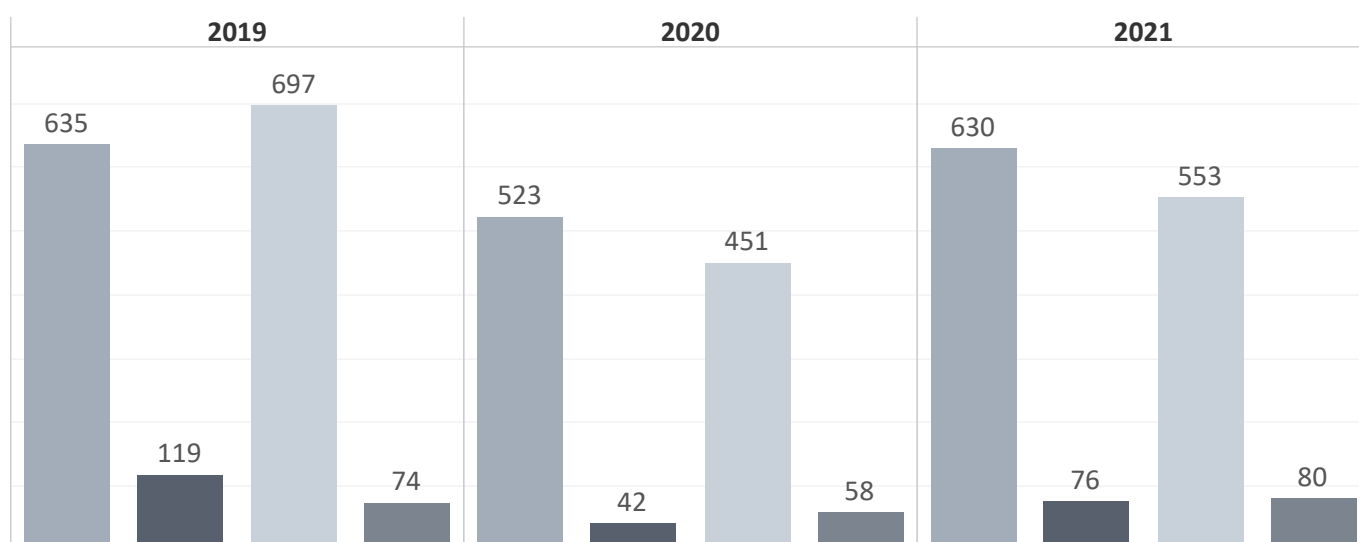
Republic of Moldova

The Court's caseload by stage of proceedings and decision body on 31 December of the corresponding year



	2019	2020	2021
Chamber and Committee - awaiting first examination (cat. I-V)	687	732	739
Communicated	301	250	217
Single Judge and Committee (cat. VI - VII)	44	48	70
Pending Government action	7	6	0
Admissible	17	18	12
Total pending	1,056	1,054	1,038

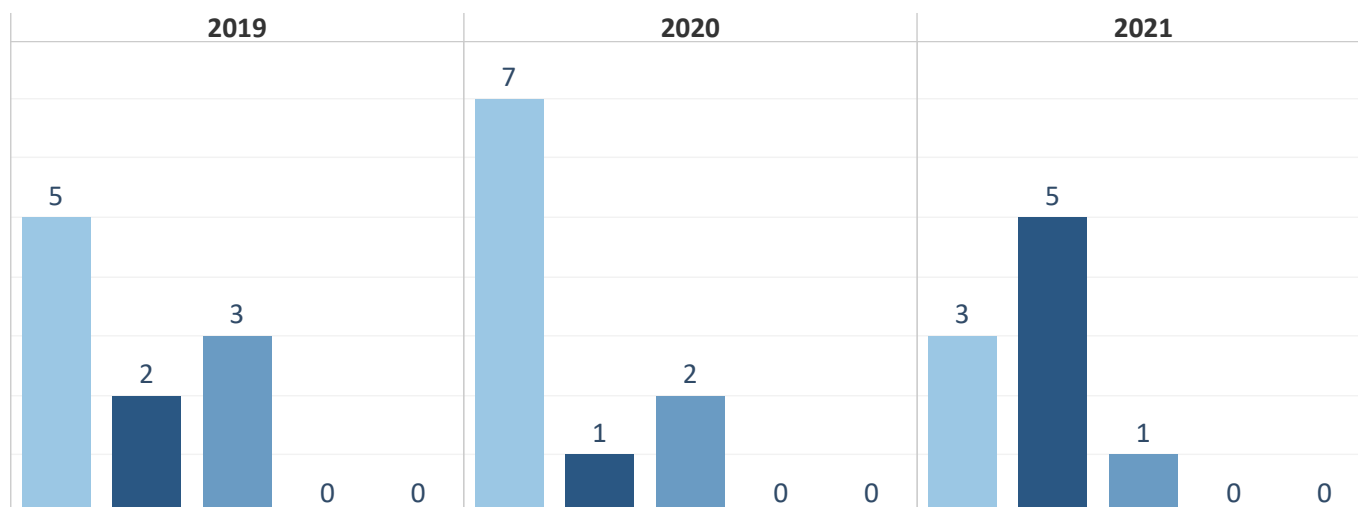
Major procedural steps in processing applications



	2019	2020	2021
Applications allocated to a judicial formation	635	523	630
Applications communicated to the Government	119	42	76
Applications declared inadmissible or struck out	697	451	553
Applications decided by a judgment	74	58	80

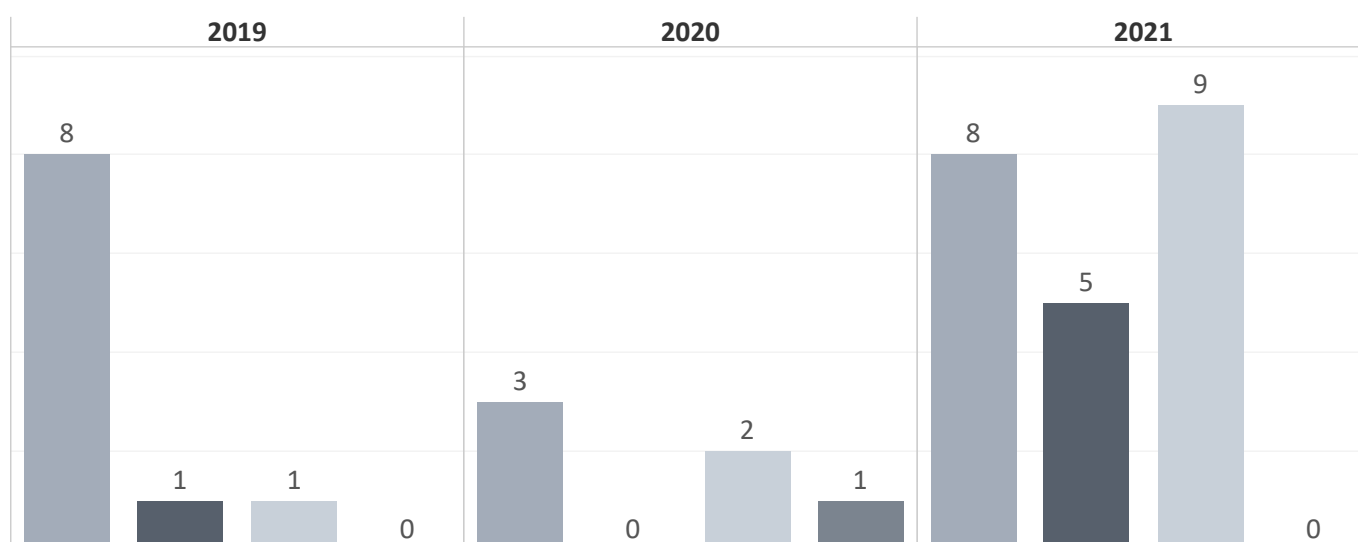
Monaco

The Court's caseload by stage of proceedings and decision body on 31 December of the corresponding year



	2019	2020	2021
Chamber and Committee - awaiting first examination (cat. I-V)	5	7	3
Communicated	2	1	5
Single Judge and Committee (cat. VI - VII)	3	2	1
Pending Government action	0	0	0
Admissible	0	0	0
Total pending	10	10	9

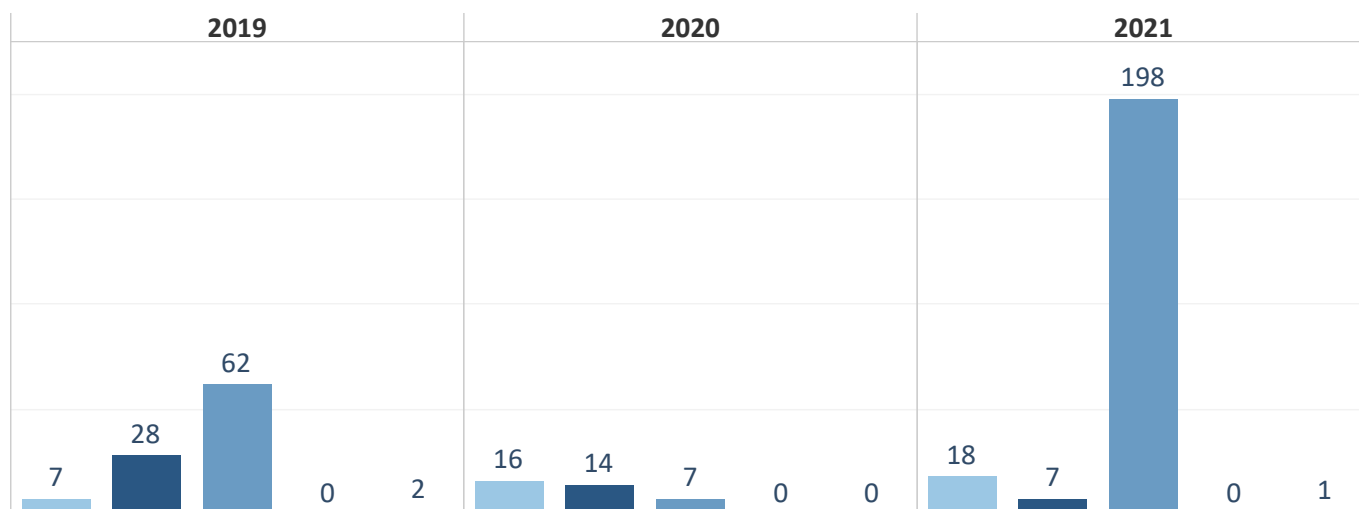
Major procedural steps in processing applications



	2019	2020	2021
Applications allocated to a judicial formation	8	3	8
Applications communicated to the Government	1	0	5
Applications declared inadmissible or struck out	1	2	9
Applications decided by a judgment	0	1	0

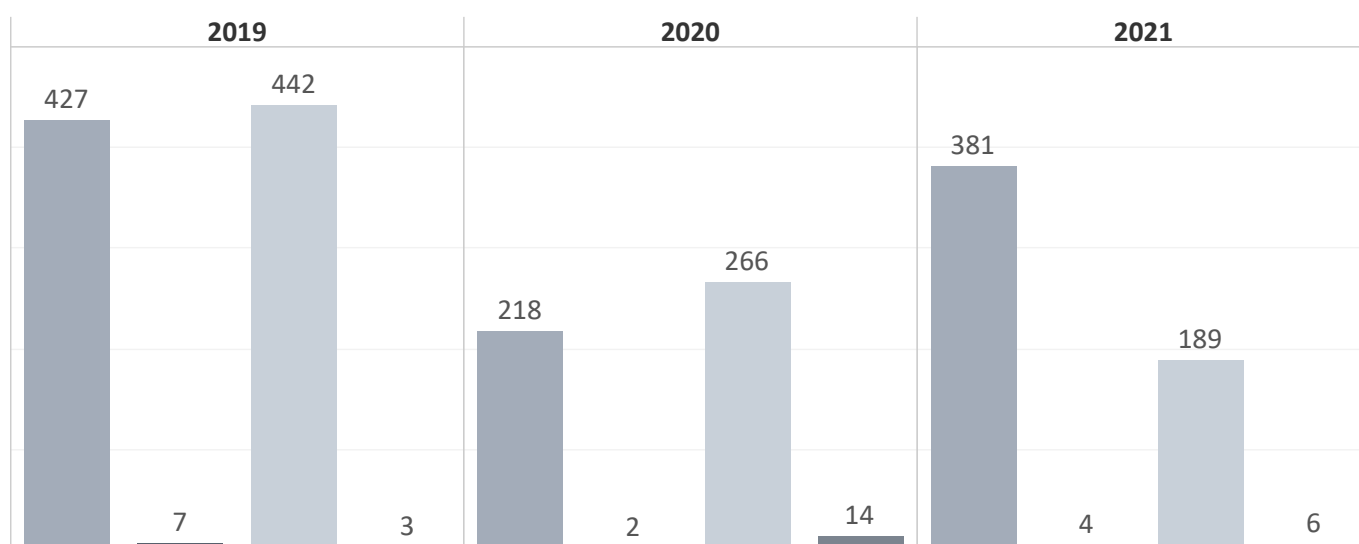
Montenegro

**The Court's caseload by stage of proceedings and decision body
on 31 December of the corresponding year**



	2019	2020	2021
Chamber and Committee - awaiting first examination (cat. I-V)	7	16	18
Communicated	28	14	7
Single Judge and Committee (cat. VI - VII)	62	7	198
Pending Government action	0	0	0
Admissible	2	0	1
Total pending	99	37	224

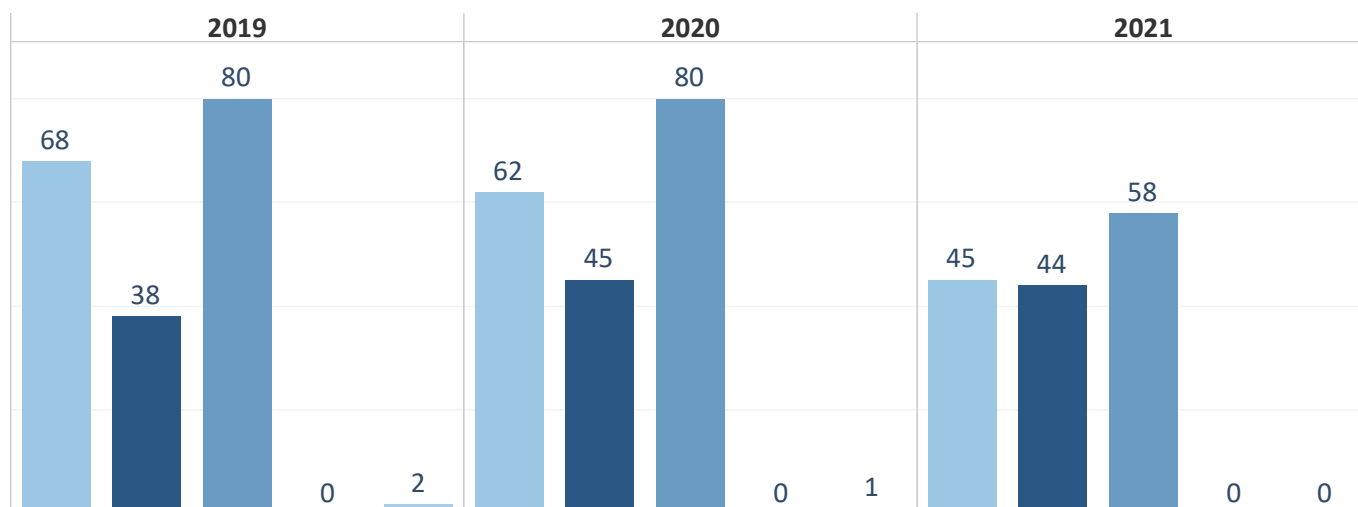
Major procedural steps in processing applications



	2019	2020	2021
Applications allocated to a judicial formation	427	218	381
Applications communicated to the Government	7	2	4
Applications declared inadmissible or struck out	442	266	189
Applications decided by a judgment	3	14	6

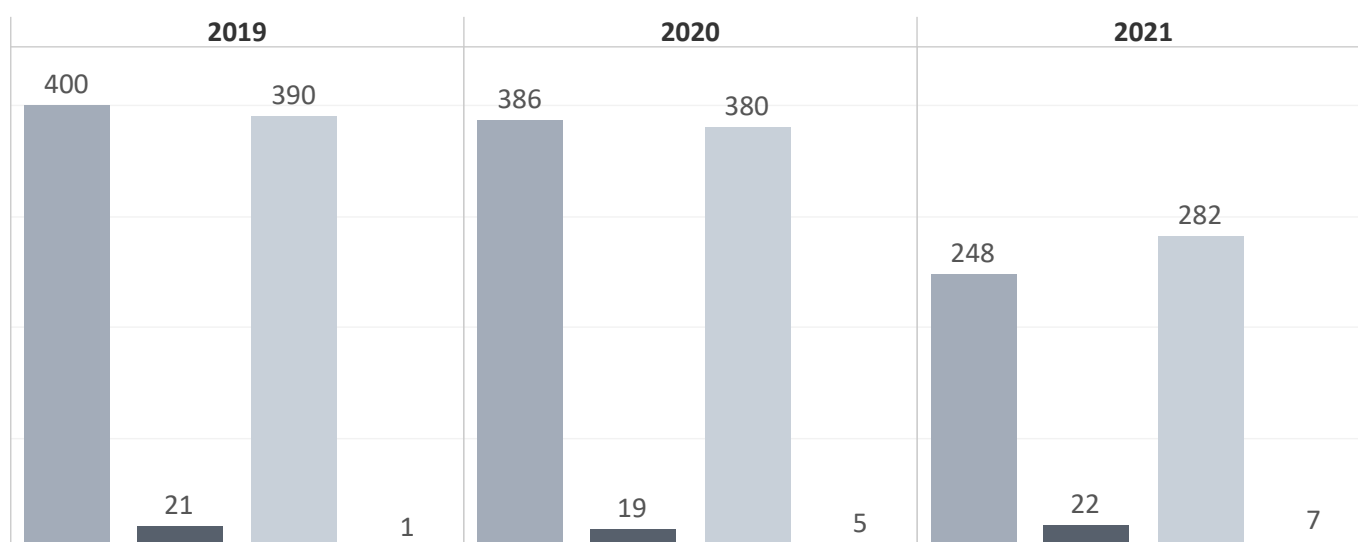
Netherlands

**The Court's caseload by stage of proceedings and decision body
on 31 December of the corresponding year**



	2019	2020	2021
Chamber and Committee - awaiting first examination (cat. I-V)	68	62	45
Communicated	38	45	44
Single Judge and Committee (cat. VI - VII)	80	80	58
Pending Government action	0	0	0
Admissible	2	1	0
Total pending	188	188	147

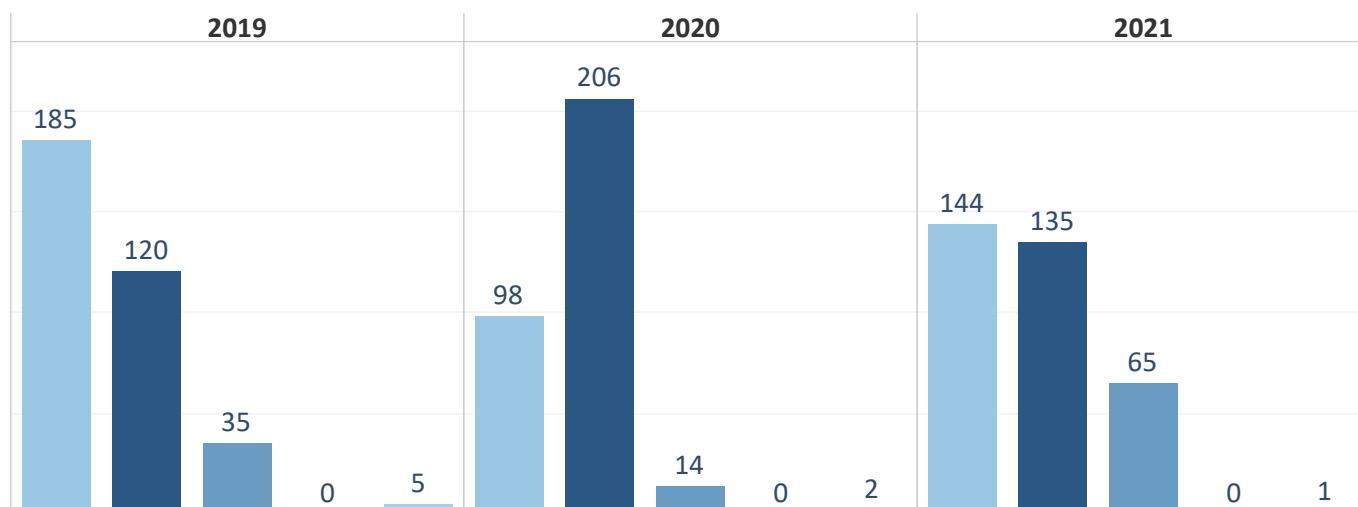
Major procedural steps in processing applications



	2019	2020	2021
Applications allocated to a judicial formation	400	386	248
Applications communicated to the Government	21	19	22
Applications declared inadmissible or struck out	390	380	282
Applications decided by a judgment	1	5	7

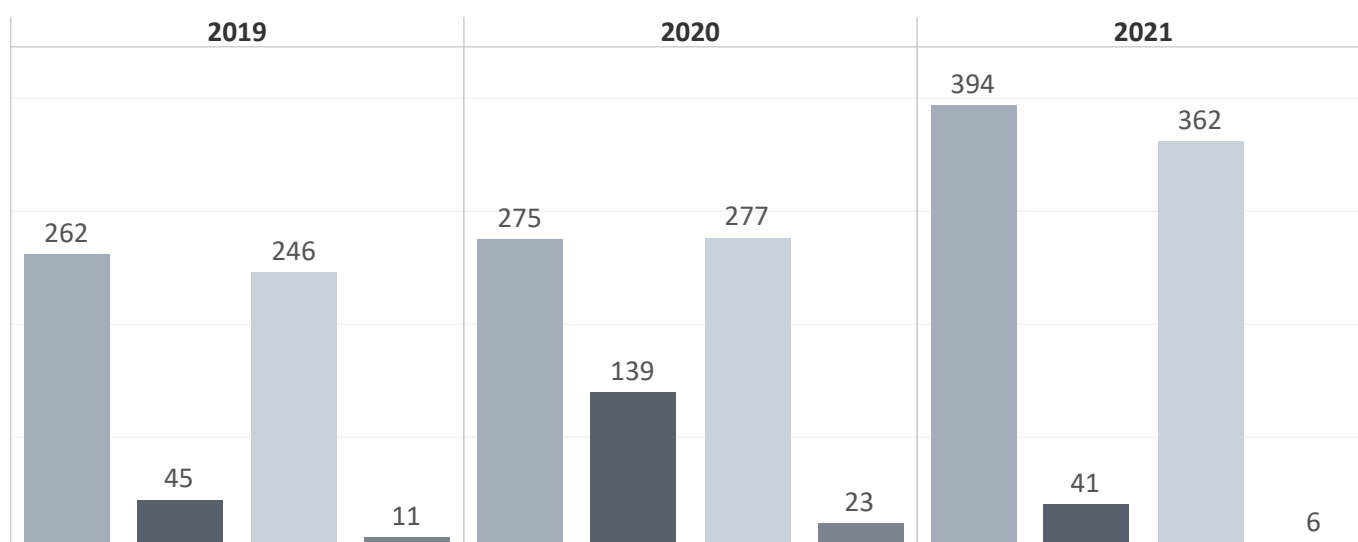
North Macedonia

**The Court's caseload by stage of proceedings and decision body
on 31 December of the corresponding year**



	2019	2020	2021
Chamber and Committee - awaiting first examination (cat. I-V)	185	98	144
Communicated	120	206	135
Single Judge and Committee (cat. VI - VII)	35	14	65
Pending Government action	0	0	0
Admissible	5	2	1
Total pending	345	320	345

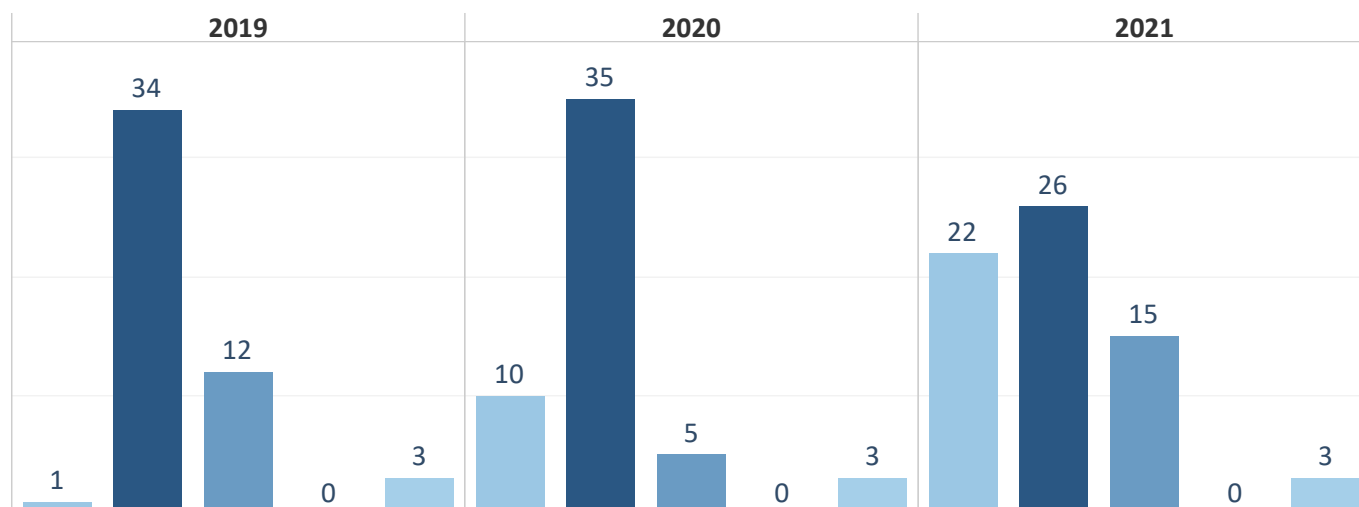
Major procedural steps in processing applications



	2019	2020	2021
Applications allocated to a judicial formation	262	275	394
Applications communicated to the Government	45	139	41
Applications declared inadmissible or struck out	246	277	362
Applications decided by a judgment	11	23	6

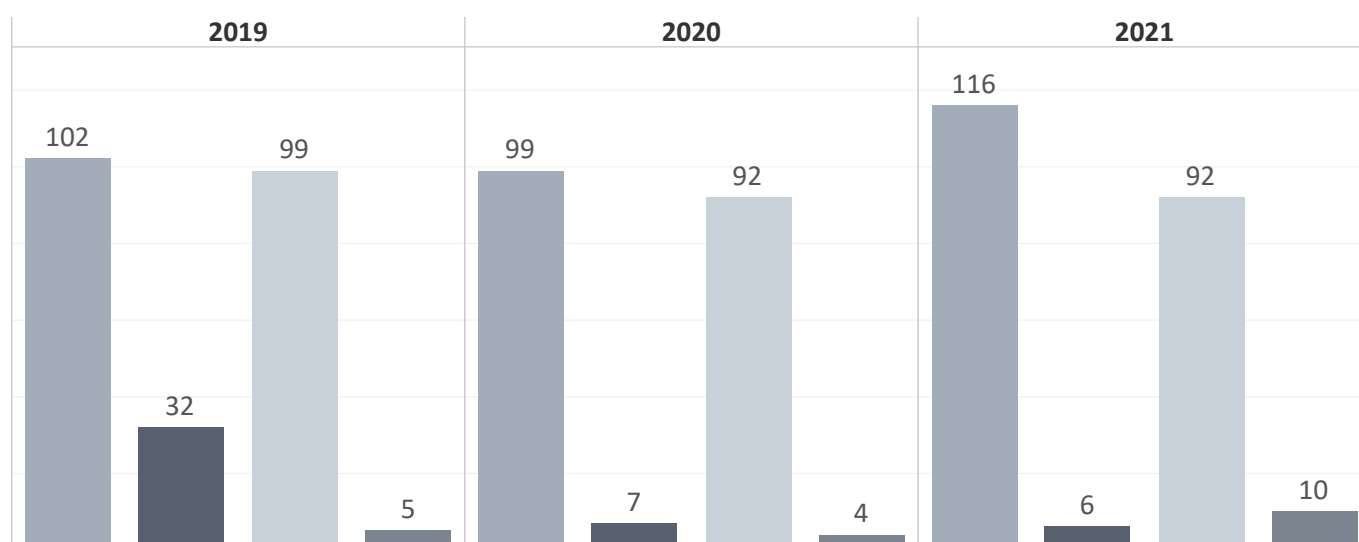
Norway

The Court's caseload by stage of proceedings and decision body on 31 December of the corresponding year



	2019	2020	2021
Chamber and Committee - awaiting first examination (cat. I-V)	1	10	22
Communicated	34	35	26
Single Judge and Committee (cat. VI - VII)	12	5	15
Pending Government action	0	0	0
Admissible	3	3	3
Total pending	50	53	66

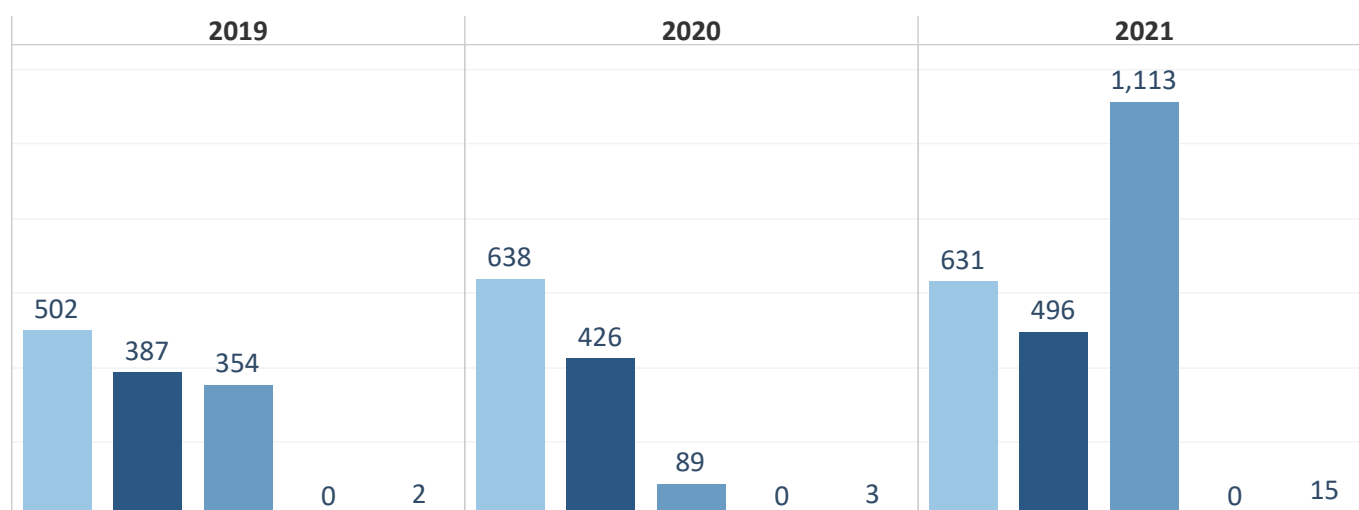
Major procedural steps in processing applications



	2019	2020	2021
Applications allocated to a judicial formation	102	99	116
Applications communicated to the Government	32	7	6
Applications declared inadmissible or struck out	99	92	92
Applications decided by a judgment	5	4	10

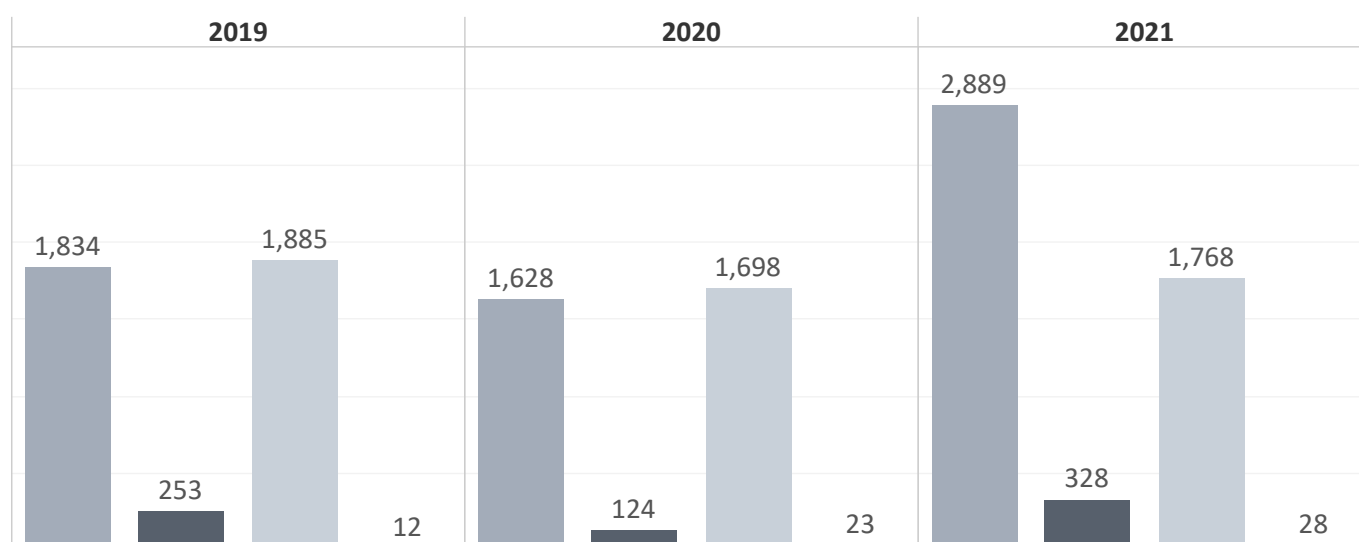
Poland

The Court's caseload by stage of proceedings and decision body on 31 December of the corresponding year



	2019	2020	2021
Chamber and Committee - awaiting first examination (cat. I-V)	502	638	631
Communicated	387	426	496
Single Judge and Committee (cat. VI - VII)	354	89	1,113
Pending Government action	0	0	0
Admissible	2	3	15
Total pending	1,245	1,156	2,255

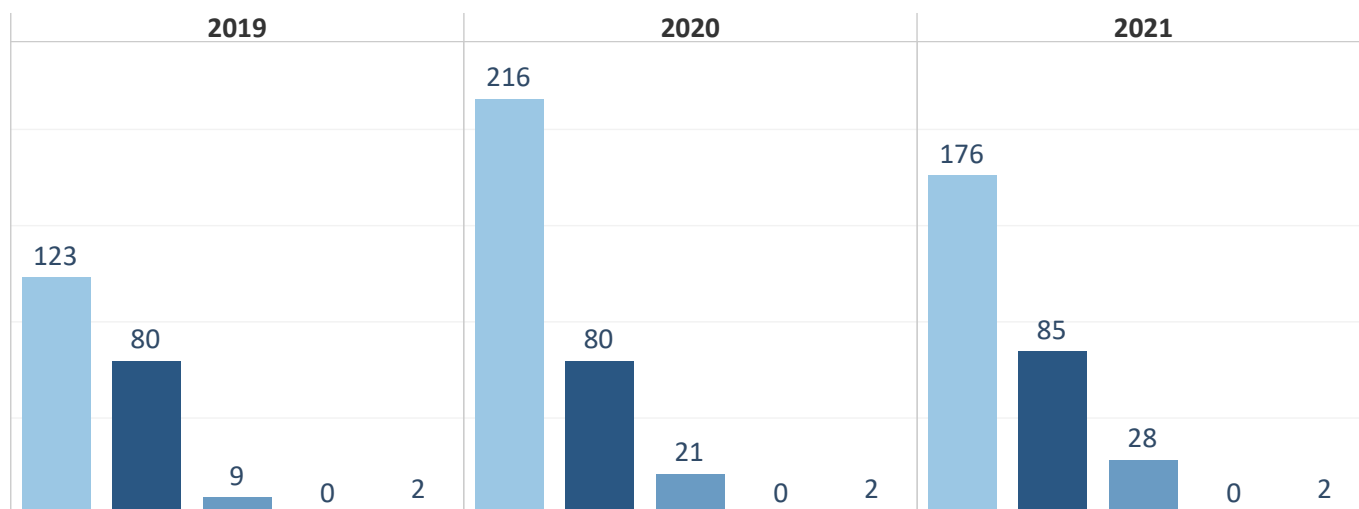
Major procedural steps in processing applications



	2019	2020	2021
Applications allocated to a judicial formation	1,834	1,628	2,889
Applications communicated to the Government	253	124	328
Applications declared inadmissible or struck out	1,885	1,698	1,768
Applications decided by a judgment	12	23	28

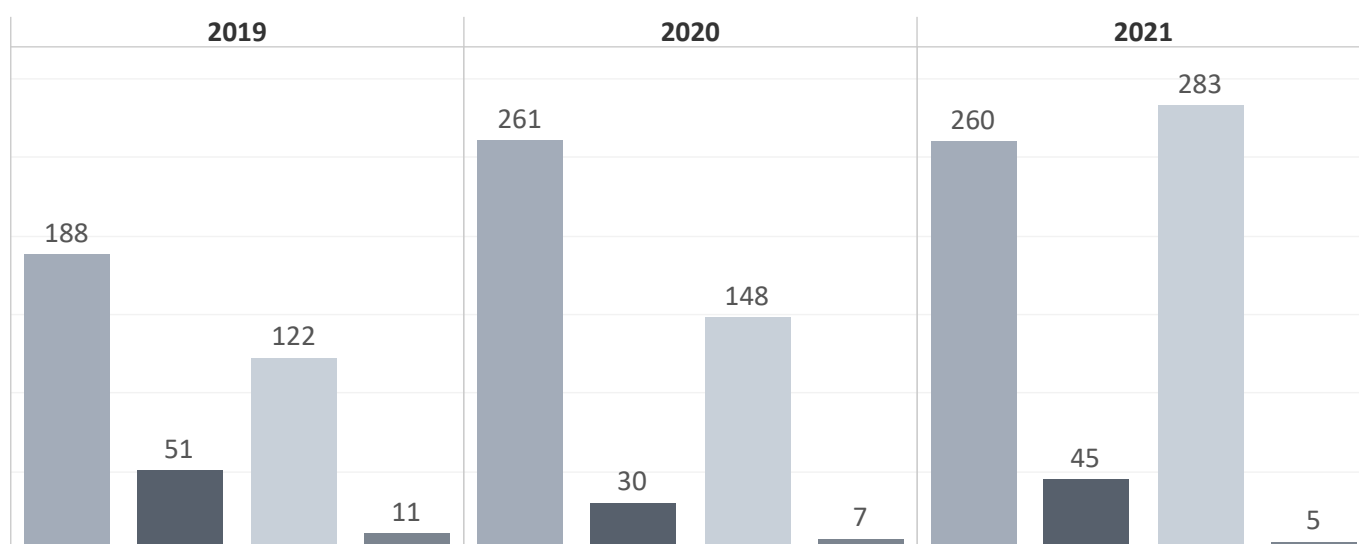
Portugal

**The Court's caseload by stage of proceedings and decision body
on 31 December of the corresponding year**



	2019	2020	2021
Chamber and Committee - awaiting first examination (cat. I-V)	123	216	176
Communicated	80	80	85
Single Judge and Committee (cat. VI - VII)	9	21	28
Pending Government action	0	0	0
Admissible	2	2	2
Total pending	214	319	291

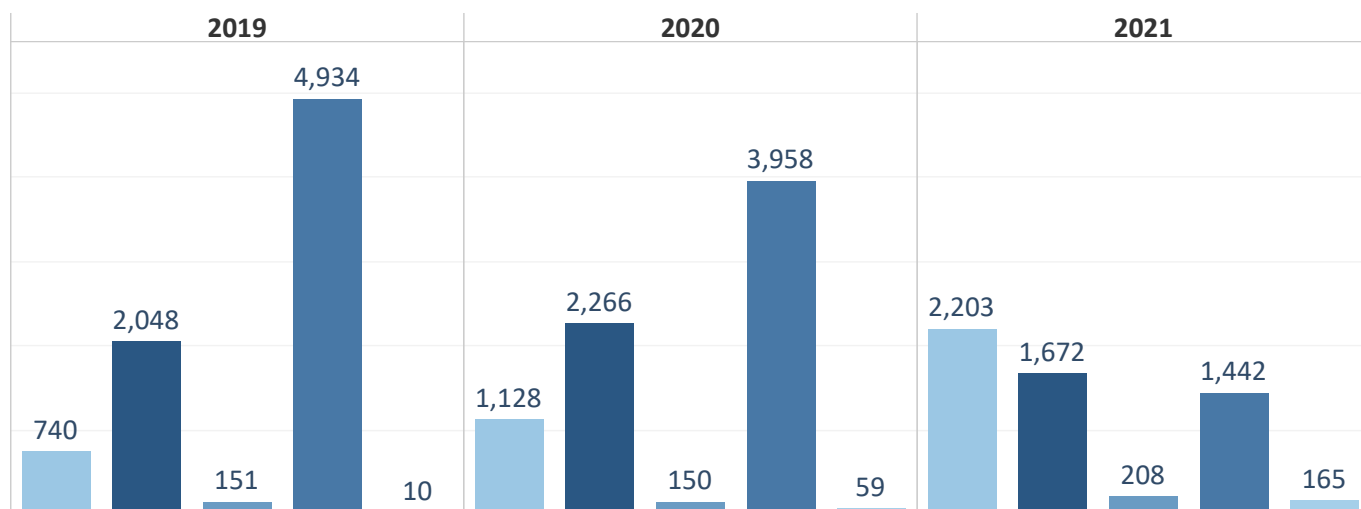
Major procedural steps in processing applications



	2019	2020	2021
Applications allocated to a judicial formation	188	261	260
Applications communicated to the Government	51	30	45
Applications declared inadmissible or struck out	122	148	283
Applications decided by a judgment	11	7	5

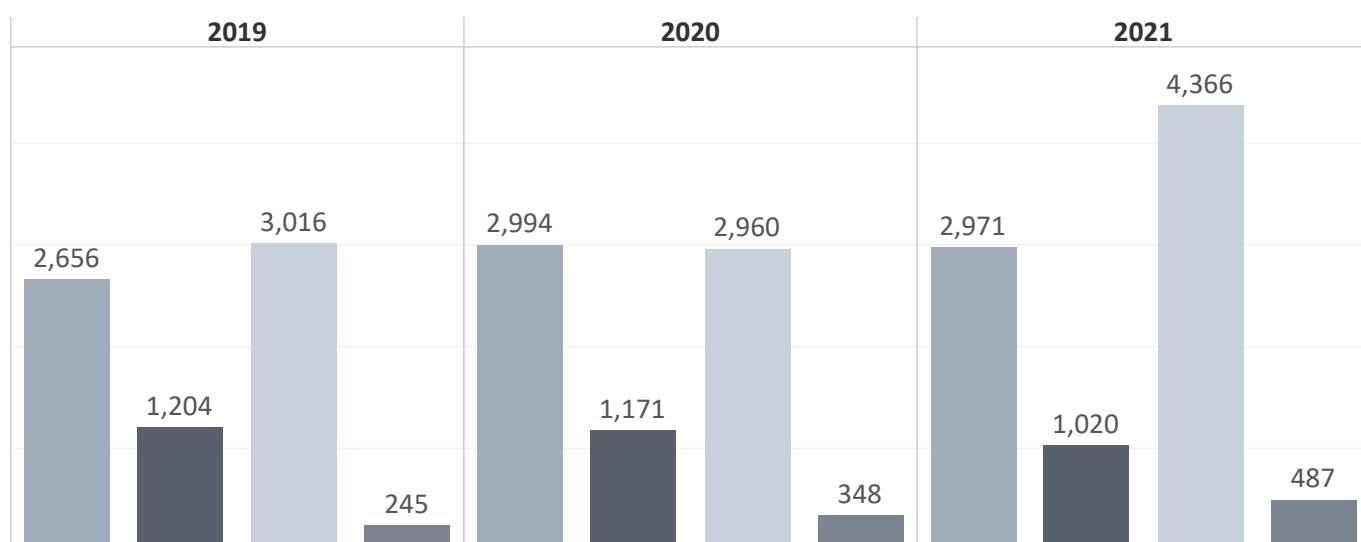
Romania

The Court's caseload by stage of proceedings and decision body on 31 December of the corresponding year



	2019	2020	2021
Chamber and Committee - awaiting first examination (cat. I-V)	740	1,128	2,203
Communicated	2,048	2,266	1,672
Single Judge and Committee (cat. VI - VII)	151	150	208
Pending Government action	4,934	3,958	1,442
Admissible	10	59	165
Total pending	7,883	7,561	5,690

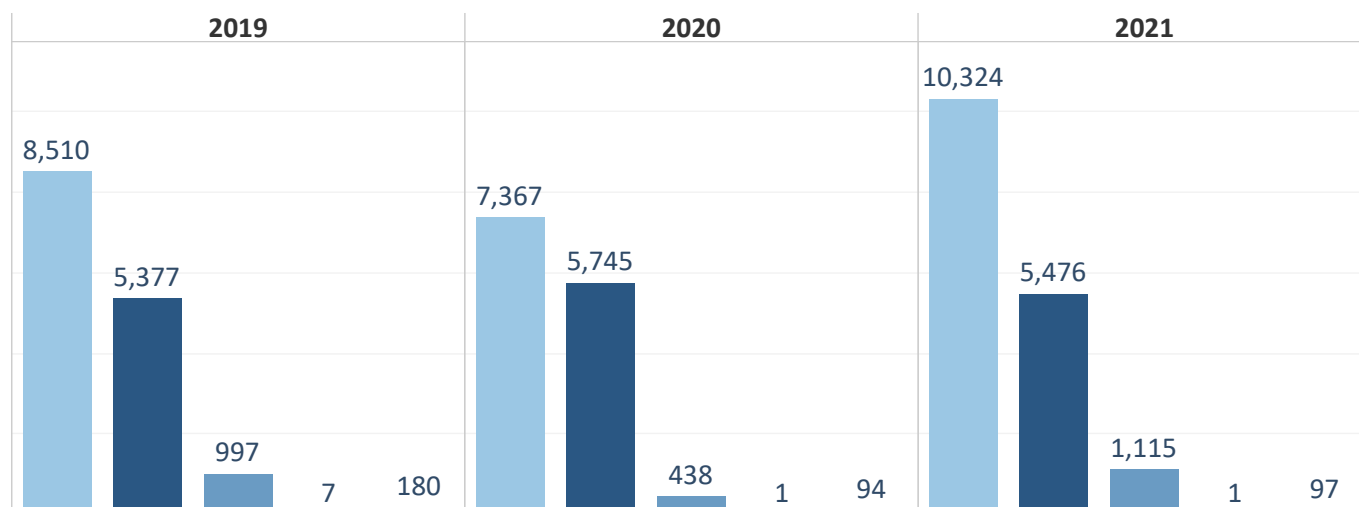
Major procedural steps in processing applications



	2019	2020	2021
Applications allocated to a judicial formation	2,656	2,994	2,971
Applications communicated to the Government	1,204	1,171	1,020
Applications declared inadmissible or struck out	3,016	2,960	4,366
Applications decided by a judgment	245	348	487

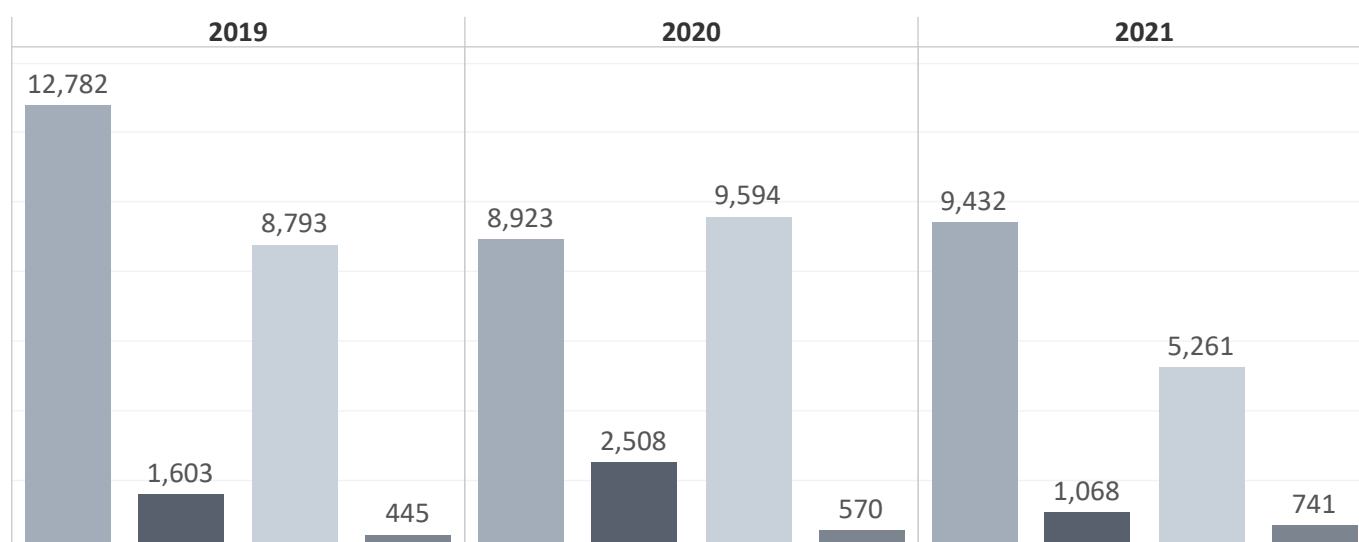
Russia

The Court's caseload by stage of proceedings and decision body on 31 December of the corresponding year



	2019	2020	2021
Chamber and Committee - awaiting first examination (cat. I-V)	8,510	7,367	10,324
Communicated	5,377	5,745	5,476
Single Judge and Committee (cat. VI - VII)	997	438	1,115
Pending Government action	7	1	1
Admissible	180	94	97
Total pending	15,071	13,645	17,013

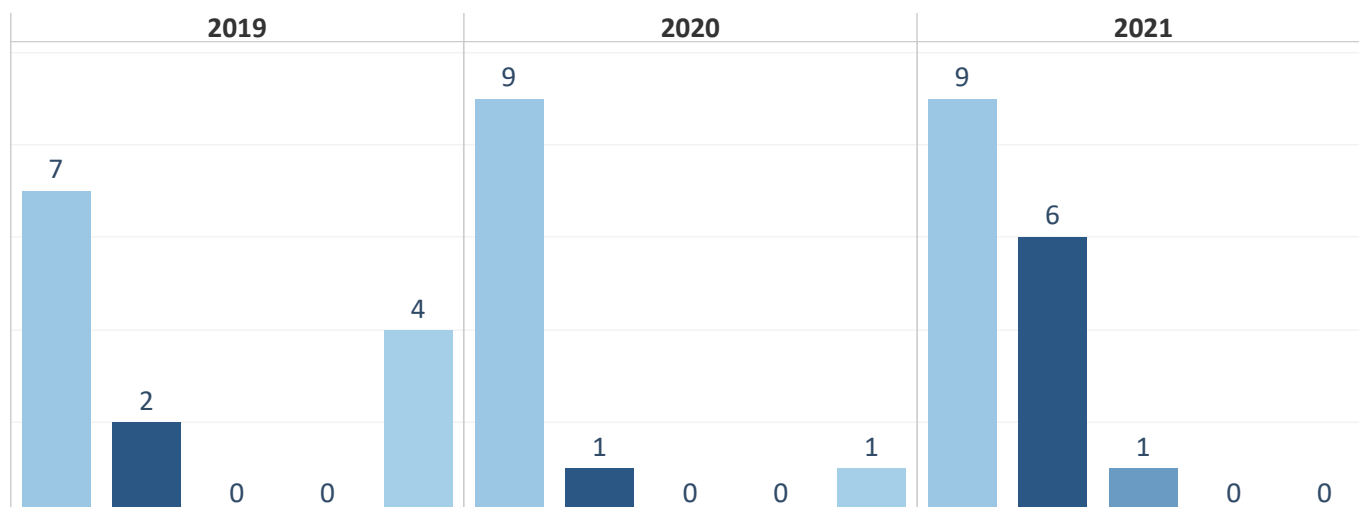
Major procedural steps in processing applications



	2019	2020	2021
Applications allocated to a judicial formation	12,782	8,923	9,432
Applications communicated to the Government	1,603	2,508	1,068
Applications declared inadmissible or struck out	8,793	9,594	5,261
Applications decided by a judgment	445	570	741

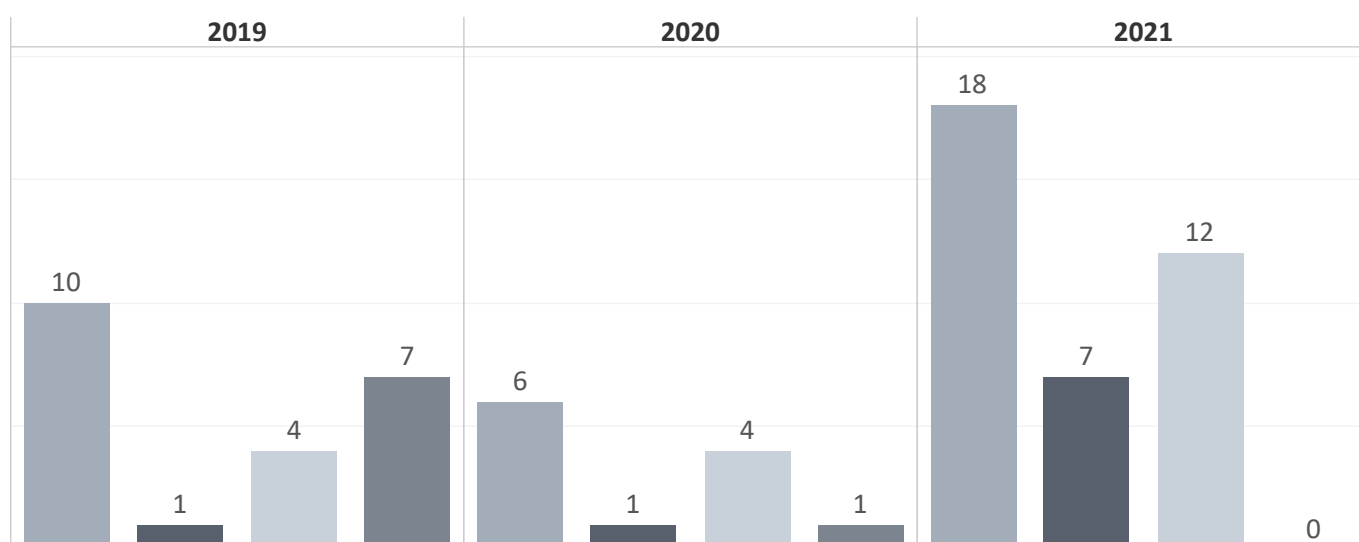
San Marino

The Court's caseload by stage of proceedings and decision body on 31 December of the corresponding year



	2019	2020	2021
Chamber and Committee - awaiting first examination (cat. I-V)	7	9	9
Communicated	2	1	6
Single Judge and Committee (cat. VI - VII)	0	0	1
Pending Government action	0	0	0
Admissible	4	1	0
Total pending	13	11	16

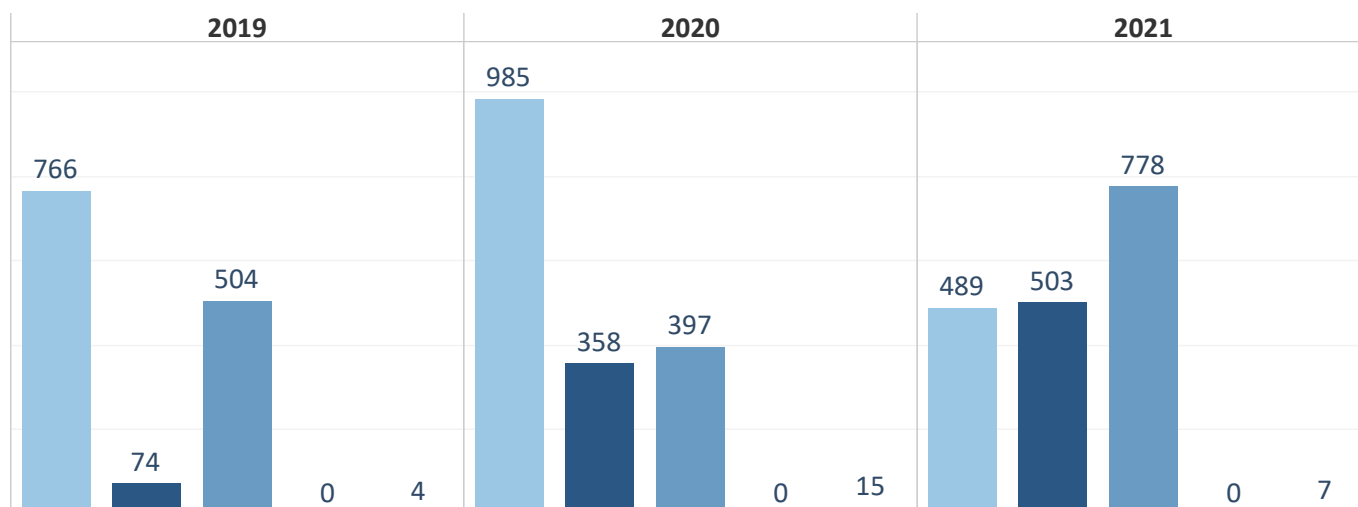
Major procedural steps in processing applications



	2019	2020	2021
Applications allocated to a judicial formation	10	6	18
Applications communicated to the Government	1	1	7
Applications declared inadmissible or struck out	4	4	12
Applications decided by a judgment	7	1	0

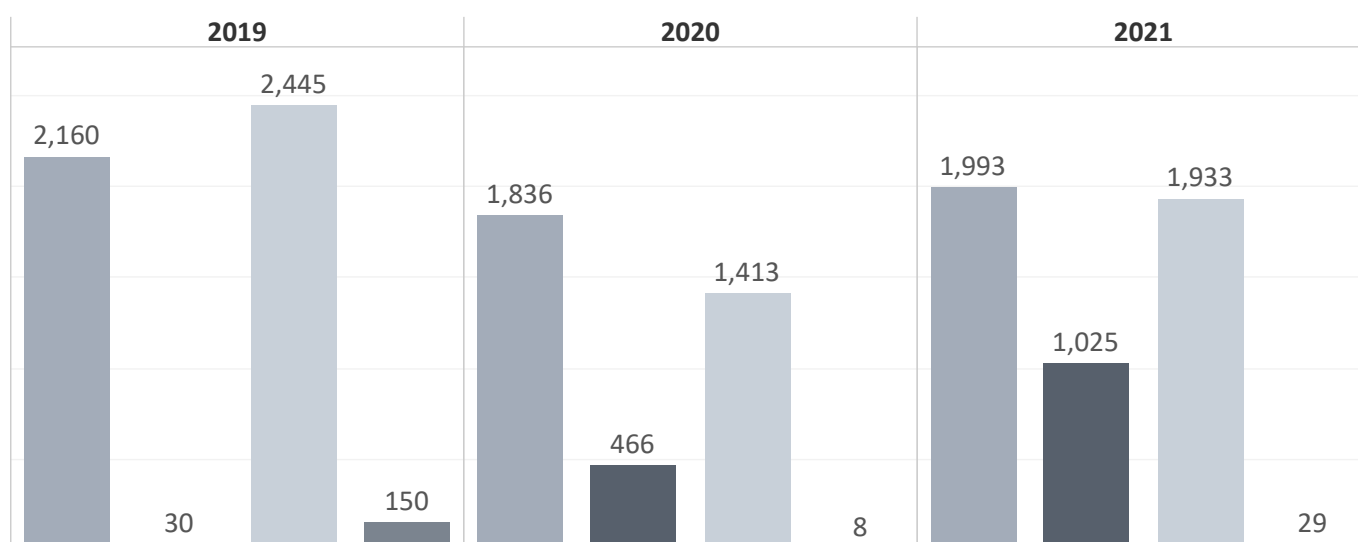
Serbia

The Court's caseload by stage of proceedings and decision body on 31 December of the corresponding year



	2019	2020	2021
Chamber and Committee - awaiting first examination (cat. I-V)	766	985	489
Communicated	74	358	503
Single Judge and Committee (cat. VI - VII)	504	397	778
Pending Government action	0	0	0
Admissible	4	15	7
Total pending	1,348	1,755	1,777

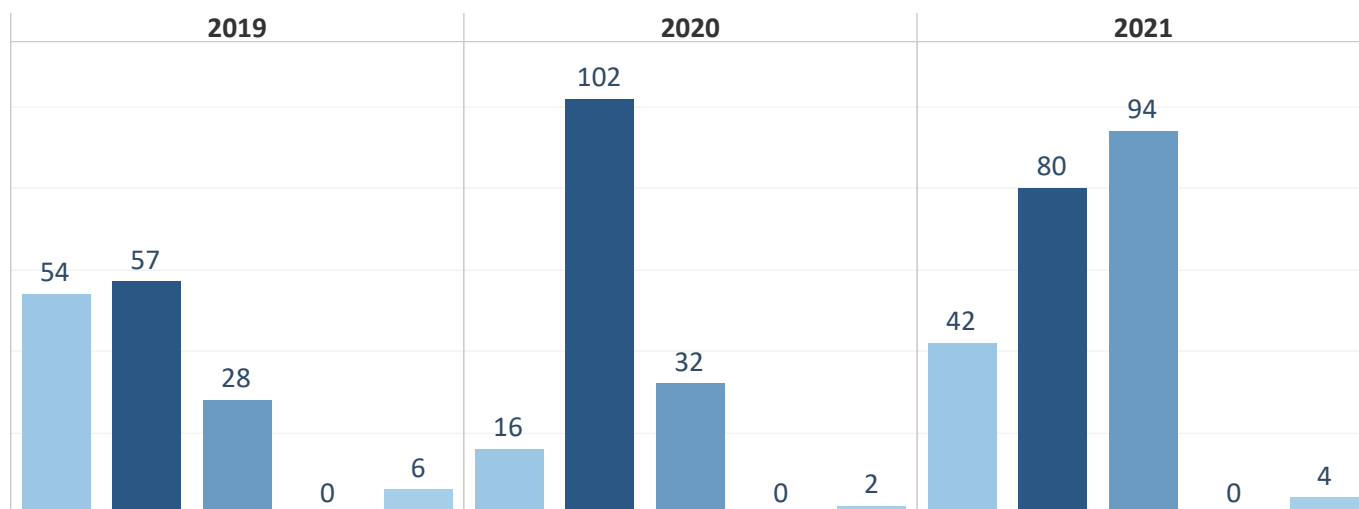
Major procedural steps in processing applications



	2019	2020	2021
Applications allocated to a judicial formation	2,160	1,836	1,993
Applications communicated to the Government	30	466	1,025
Applications declared inadmissible or struck out	2,445	1,413	1,933
Applications decided by a judgment	150	8	29

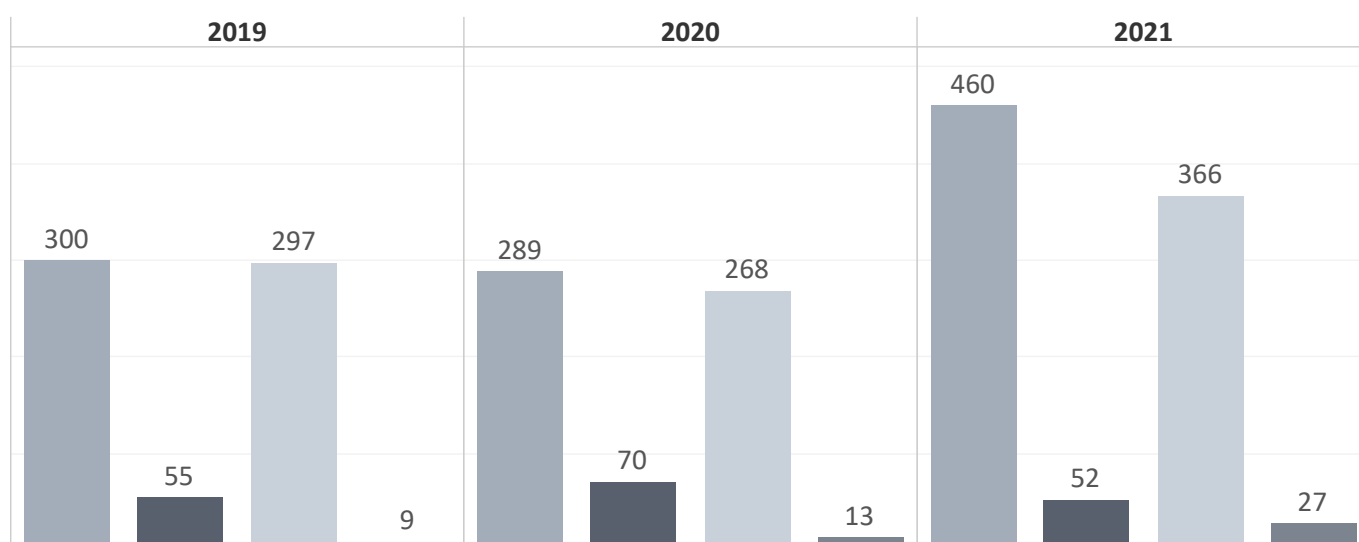
Slovakia

The Court's caseload by stage of proceedings and decision body on 31 December of the corresponding year



	2019	2020	2021
Chamber and Committee - awaiting first examination (cat. I-V)	54	16	42
Communicated	57	102	80
Single Judge and Committee (cat. VI - VII)	28	32	94
Pending Government action	0	0	0
Admissible	6	2	4
Total pending	145	152	220

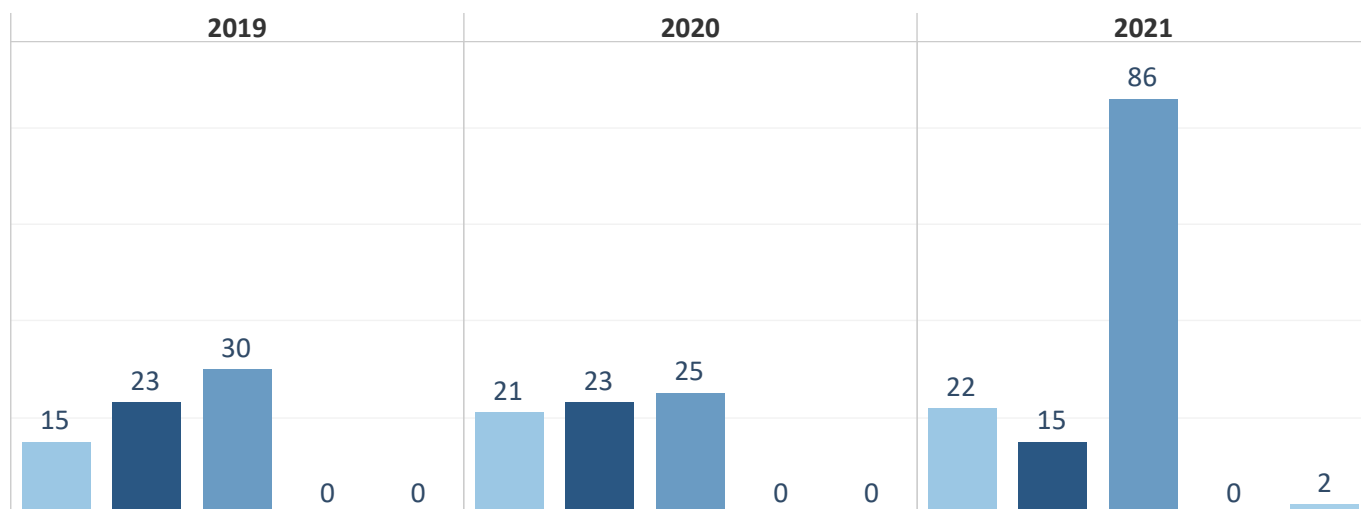
Major procedural steps in processing applications



	2019	2020	2021
Applications allocated to a judicial formation	300	289	460
Applications communicated to the Government	55	70	52
Applications declared inadmissible or struck out	297	268	366
Applications decided by a judgment	9	13	27

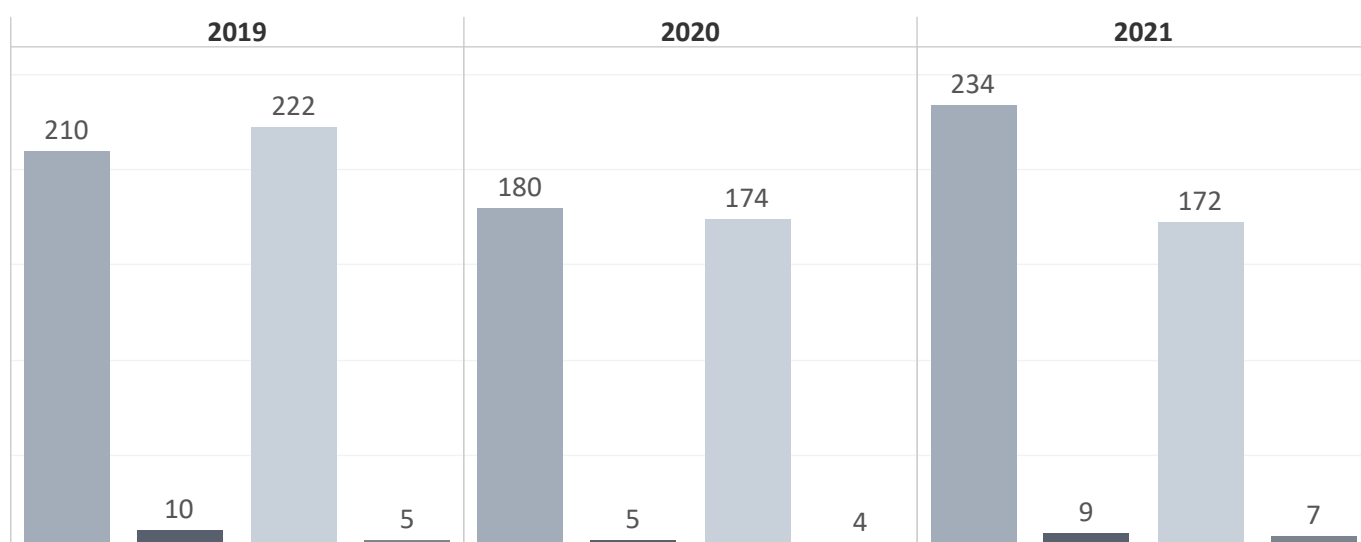
Slovenia

The Court's caseload by stage of proceedings and decision body on 31 December of the corresponding year



	2019	2020	2021
Chamber and Committee - awaiting first examination (cat. I-V)	15	21	22
Communicated	23	23	15
Single Judge and Committee (cat. VI - VII)	30	25	86
Pending Government action	0	0	0
Admissible	0	0	2
Total pending	68	69	125

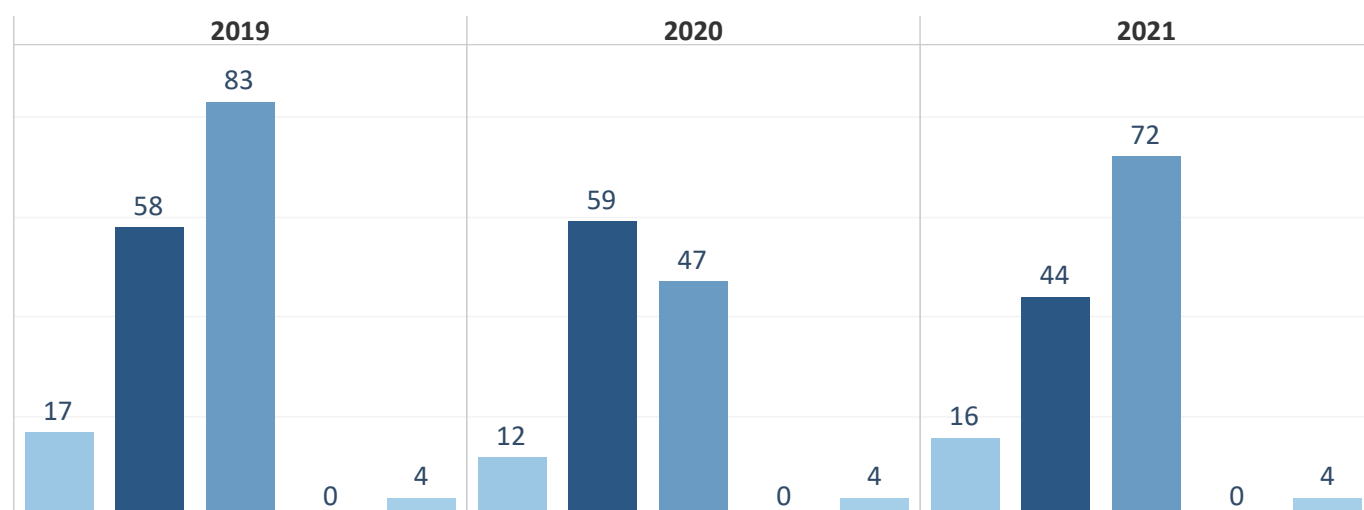
Major procedural steps in processing applications



	2019	2020	2021
Applications allocated to a judicial formation	210	180	234
Applications communicated to the Government	10	5	9
Applications declared inadmissible or struck out	222	174	172
Applications decided by a judgment	5	4	7

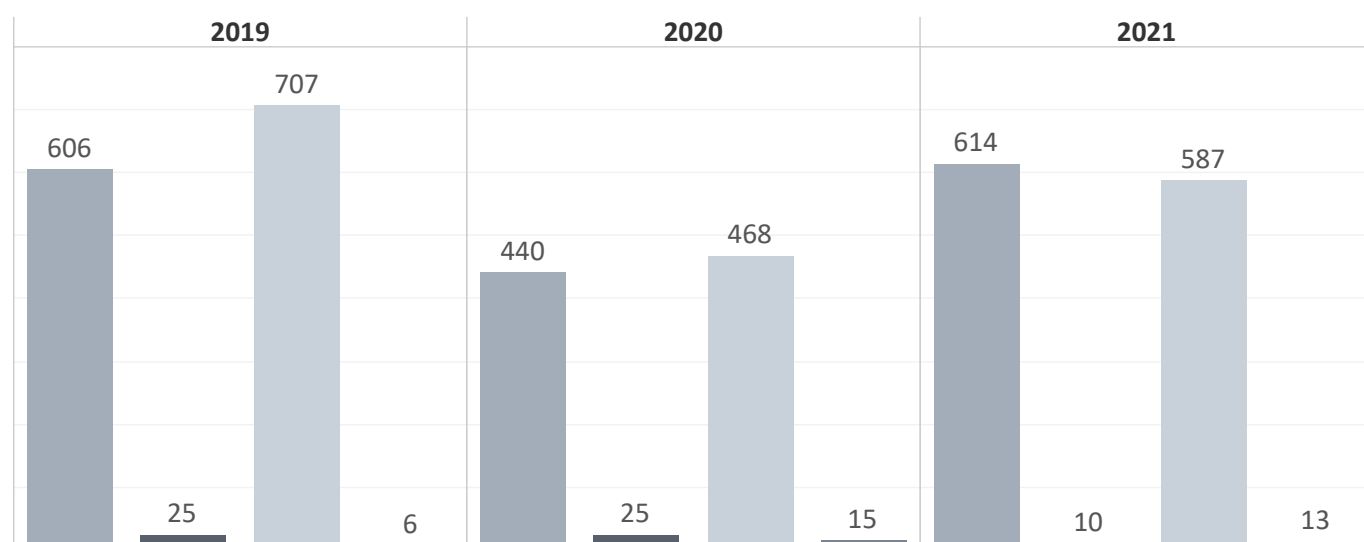
Spain

The Court's caseload by stage of proceedings and decision body on 31 December of the corresponding year



	2019	2020	2021
Chamber and Committee - awaiting first examination (cat. I-V)	17	12	16
Communicated	58	59	44
Single Judge and Committee (cat. VI - VII)	83	47	72
Pending Government action	0	0	0
Admissible	4	4	4
Total pending	162	122	136

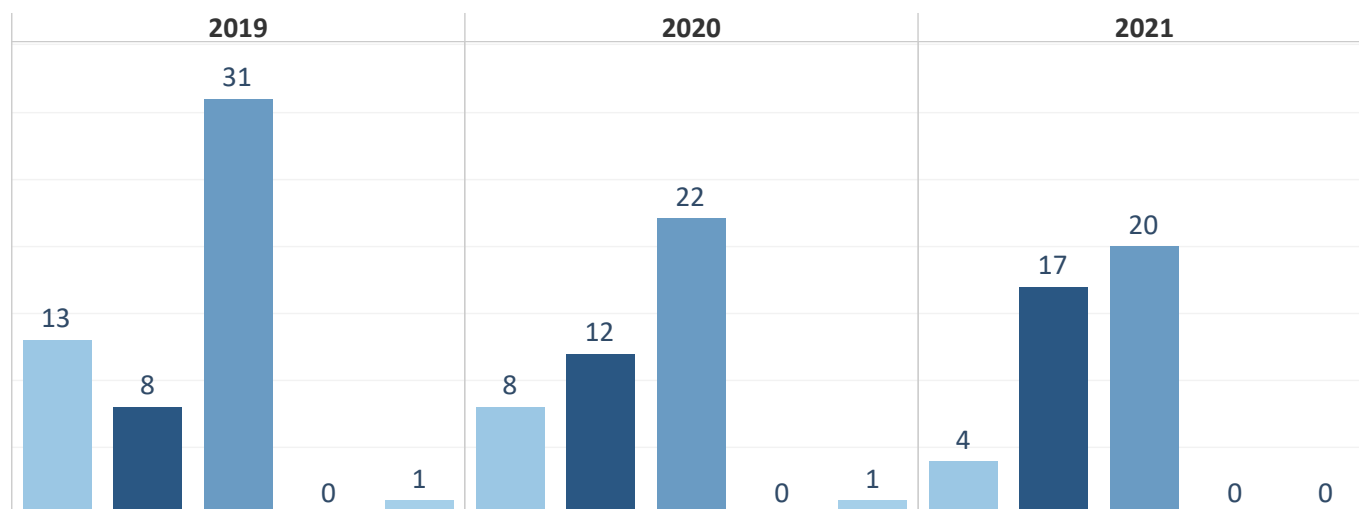
Major procedural steps in processing applications



	2019	2020	2021
Applications allocated to a judicial formation	606	440	614
Applications communicated to the Government	25	25	10
Applications declared inadmissible or struck out	707	468	587
Applications decided by a judgment	6	15	13

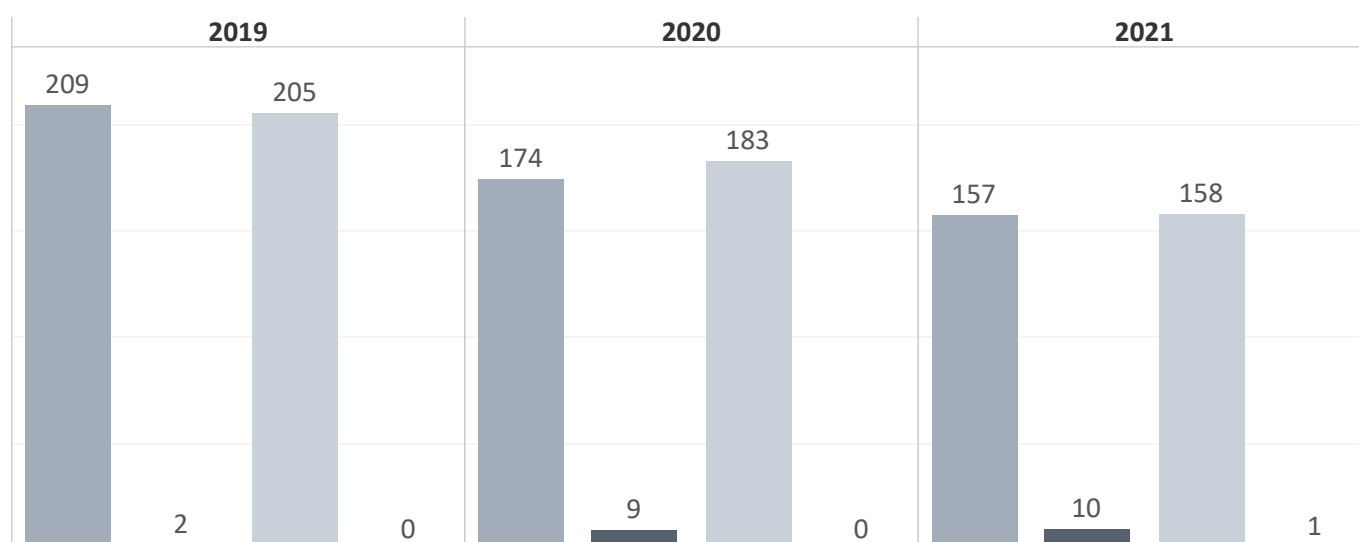
Sweden

The Court's caseload by stage of proceedings and decision body
on 31 December of the corresponding year



	2019	2020	2021
Chamber and Committee - awaiting first examination (cat. I-V)	13	8	4
Communicated	8	12	17
Single Judge and Committee (cat. VI - VII)	31	22	20
Pending Government action	0	0	0
Admissible	1	1	0
Total pending	53	43	41

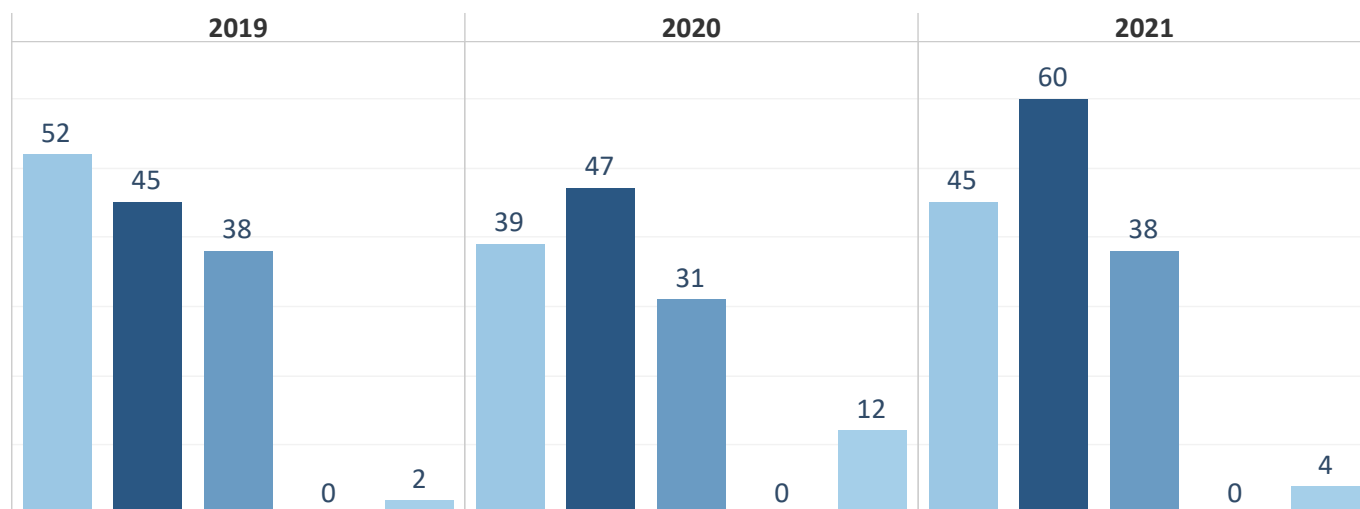
Major procedural steps in processing applications



	2019	2020	2021
Applications allocated to a judicial formation	209	174	157
Applications communicated to the Government	2	9	10
Applications declared inadmissible or struck out	205	183	158
Applications decided by a judgment	0	0	1

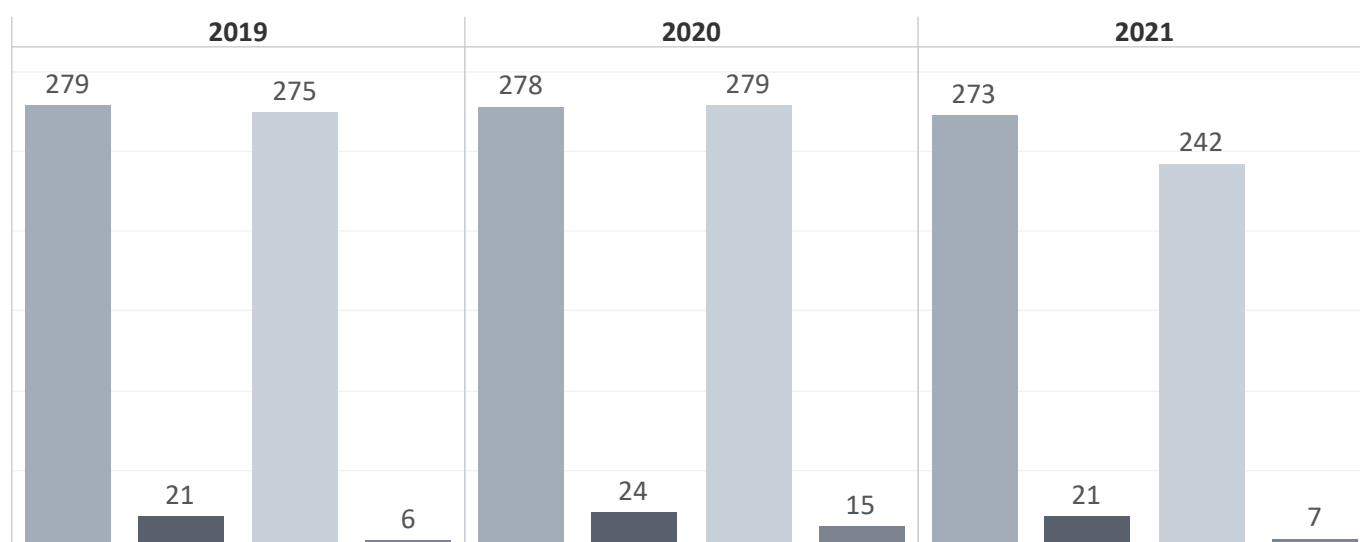
Switzerland

The Court's caseload by stage of proceedings and decision body on 31 December of the corresponding year



	2019	2020	2021
Chamber and Committee - awaiting first examination (cat. I-V)	52	39	45
Communicated	45	47	60
Single Judge and Committee (cat. VI - VII)	38	31	38
Pending Government action	0	0	0
Admissible	2	12	4
Total pending	137	129	147

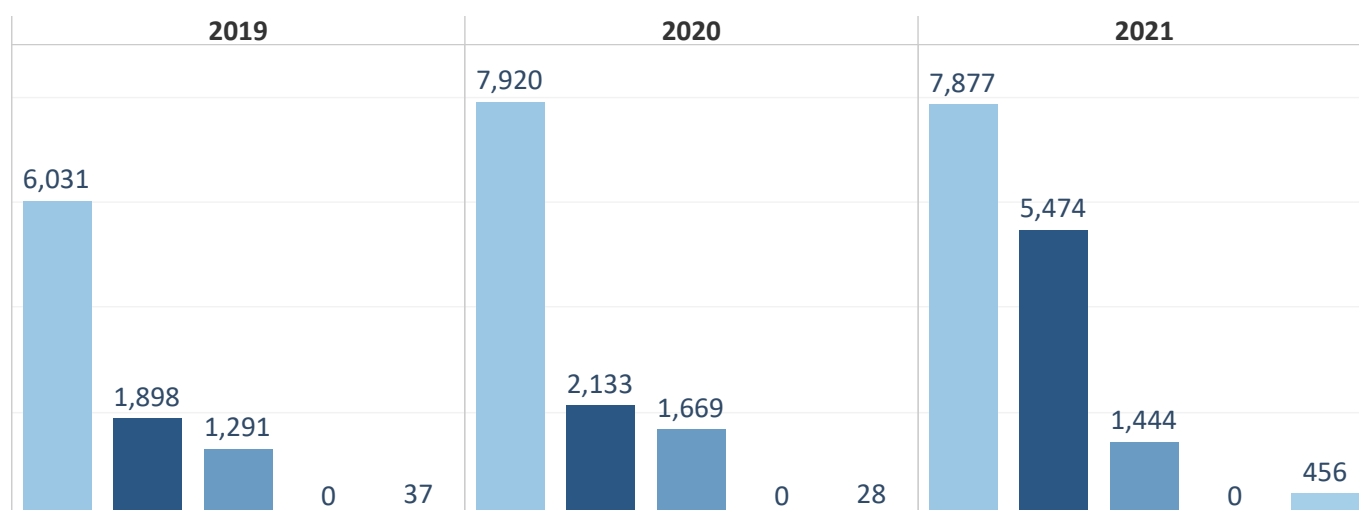
Major procedural steps in processing applications



	2019	2020	2021
Applications allocated to a judicial formation	279	278	273
Applications communicated to the Government	21	24	21
Applications declared inadmissible or struck out	275	279	242
Applications decided by a judgment	6	15	7

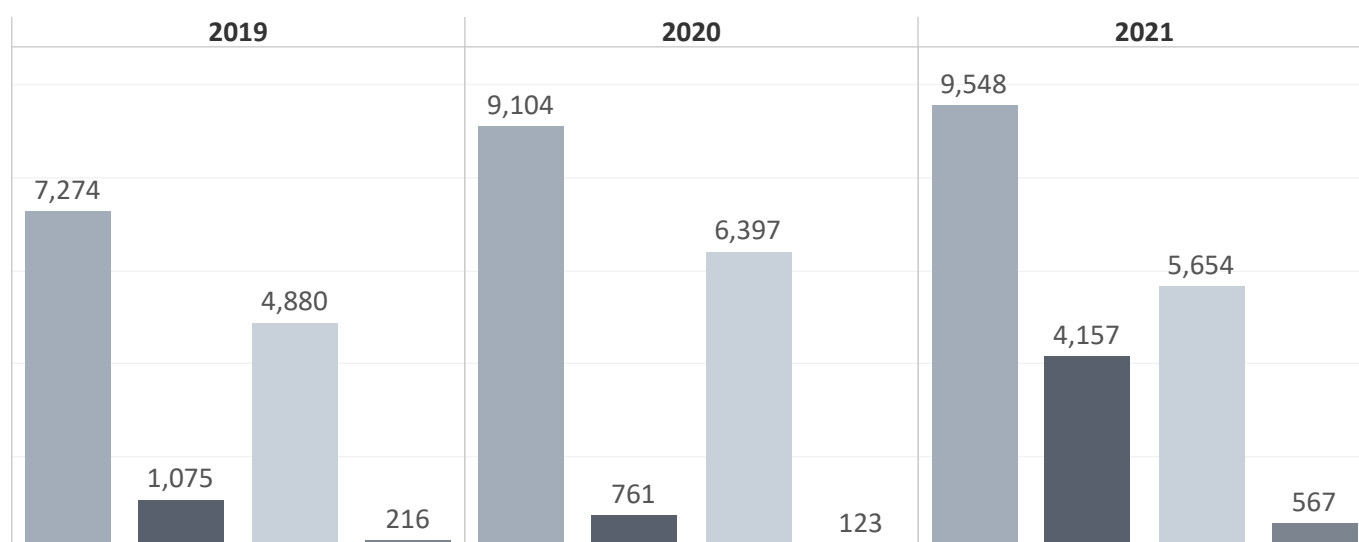
Turkey

The Court's caseload by stage of proceedings and decision body on 31 December of the corresponding year



	2019	2020	2021
Chamber and Committee - awaiting first examination (cat. I-V)	6,031	7,920	7,877
Communicated	1,898	2,133	5,474
Single Judge and Committee (cat. VI - VII)	1,291	1,669	1,444
Pending Government action	0	0	0
Admissible	37	28	456
Total pending	9,257	11,750	15,251

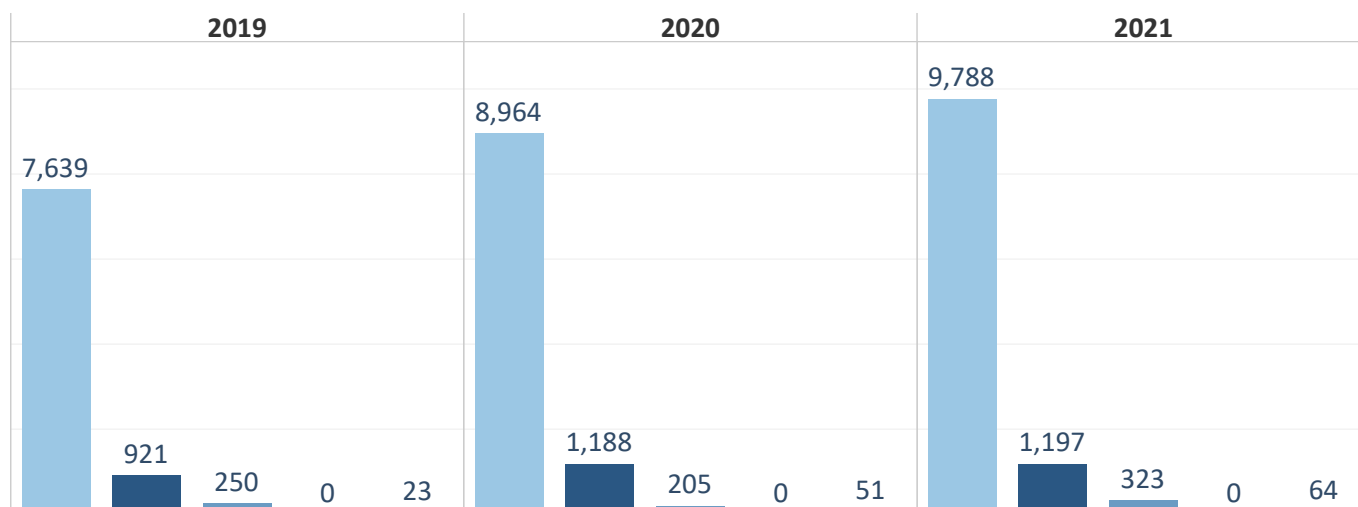
Major procedural steps in processing applications



	2019	2020	2021
Applications allocated to a judicial formation	7,274	9,104	9,548
Applications communicated to the Government	1,075	761	4,157
Applications declared inadmissible or struck out	4,880	6,397	5,654
Applications decided by a judgment	216	123	567

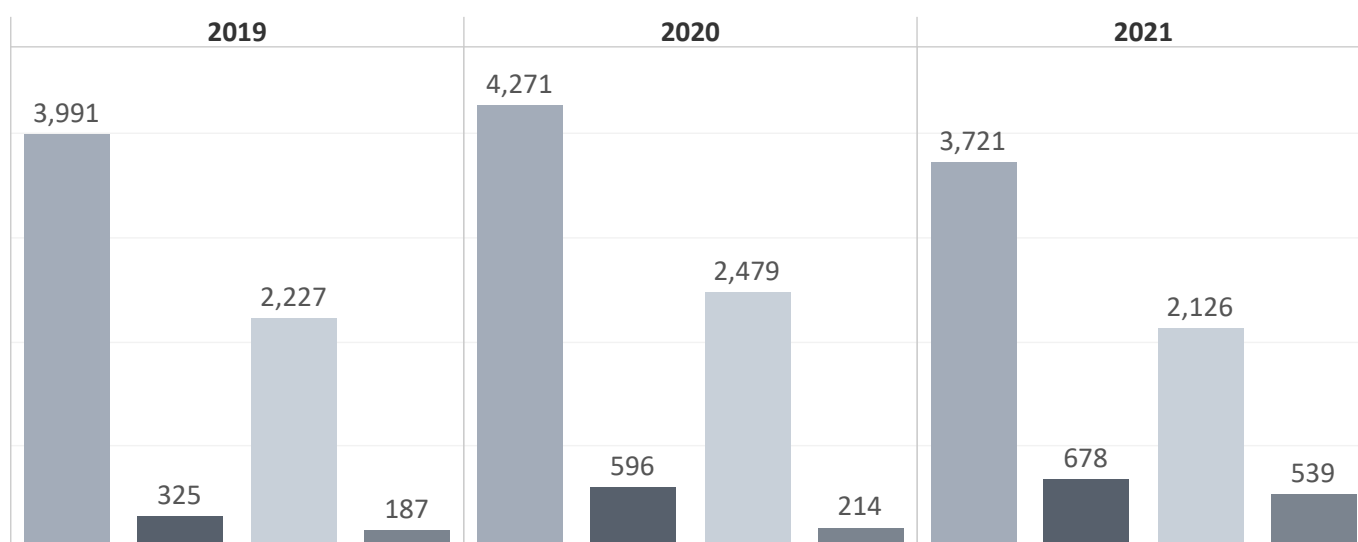
Ukraine

**The Court's caseload by stage of proceedings and decision body
on 31 December of the corresponding year**



	2019	2020	2021
Chamber and Committee - awaiting first examination (cat. I-V)	7,639	8,964	9,788
Communicated	921	1,188	1,197
Single Judge and Committee (cat. VI - VII)	250	205	323
Pending Government action	0	0	0
Admissible	23	51	64
Total pending	8,833	10,408	11,372

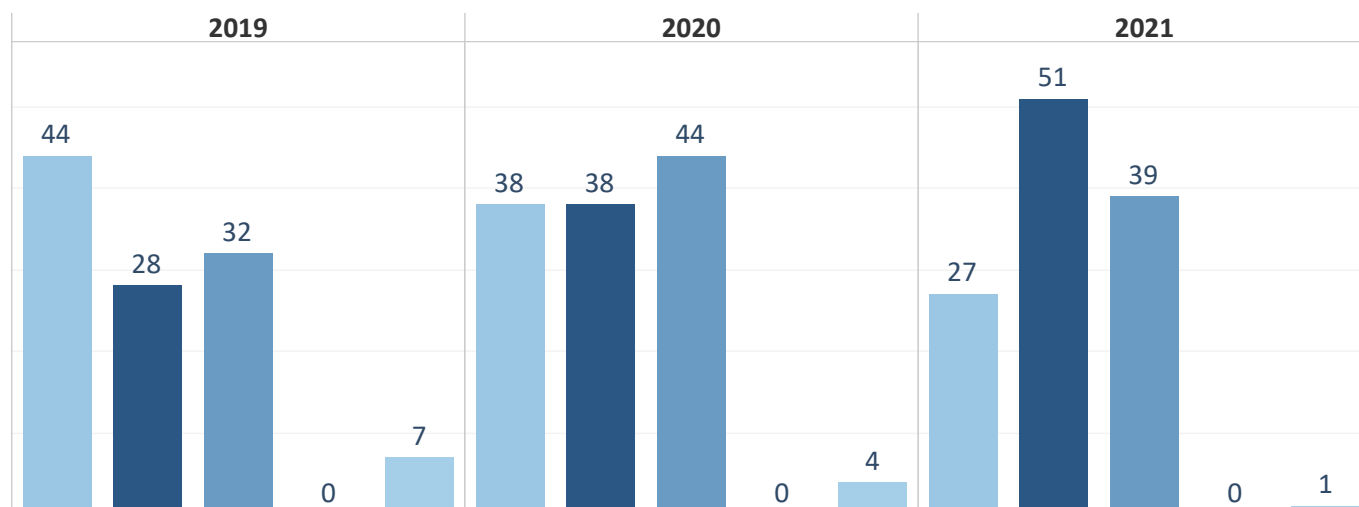
Major procedural steps in processing applications



	2019	2020	2021
Applications allocated to a judicial formation	3,991	4,271	3,721
Applications communicated to the Government	325	596	678
Applications declared inadmissible or struck out	2,227	2,479	2,126
Applications decided by a judgment	187	214	539

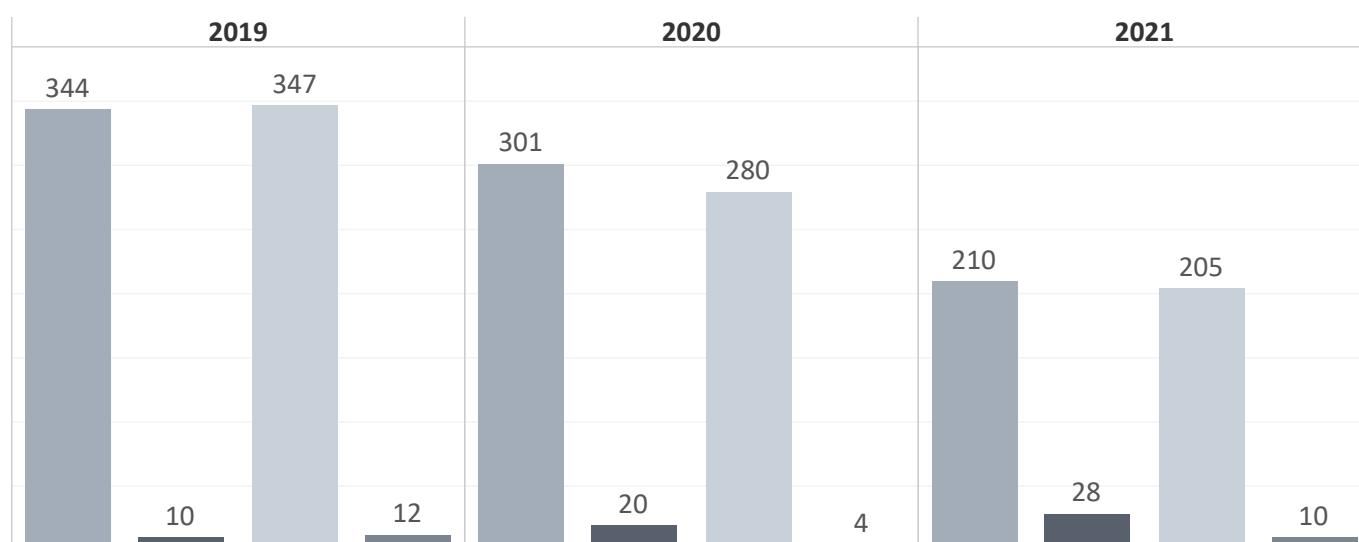
United Kingdom

The Court's caseload by stage of proceedings and decision body on 31 December of the corresponding year



	2019	2020	2021
Chamber and Committee - awaiting first examination (cat. I-V)	44	38	27
Communicated	28	38	51
Single Judge and Committee (cat. VI - VII)	32	44	39
Pending Government action	0	0	0
Admissible	7	4	1
Total pending	111	124	118

Major procedural steps in processing applications



	2019	2020	2021
Applications allocated to a judicial formation	344	301	210
Applications communicated to the Government	10	20	28
Applications declared inadmissible or struck out	347	280	205
Applications decided by a judgment	12	4	10